

# ATELIER

---

TECHNICAL INFORMATION



**fantoni**

## Introduction

---

The characteristics described here refer to the articles illustrated in the current Technical Catalogue; we recommend consulting it together with this document.

Not all articles in the collections are available in the entire range of colours and finishes. For a precise availability check, we recommend using the Technical Catalogue.

Technical data provided in this information sheet is for guidance only, as are the measurements given. Fantoni Spa reserves the right to change product dimensions and construction types at any time, and to make improvements and alterations, according to its own indisputable judgement, as regards the characteristics of the goods supplied.

<b>Edition</b>	<b>Date</b>	<b>Description</b>	<b>Drafted by</b>	<b>Approved by</b>
0	10/04/2020	Prima emissione	Marianna Fantoni	Andrea Bonamigo
1	20/04/2020	Seconda emissione: aggiunta spessore pannello lavagna e dati tecnici	Marianna Fantoni	Andrea Bonamigo
2				

## INDEX

Abbreviazioni / Legenda / Zeichenerklärung / Légende / Leyenda

<b>cm</b>	centimetri / centimeter / Zentimeter / centimètre / centímetros
<b>mm</b>	millimetri / millimeters / Millimeter / millimètres / milímetros
<b>W</b>	larghezza / width / Breite / largeur / ancho
<b>D</b>	profondità / depth / Tiefe / profondeur / profundidad
<b>H</b>	altezza / height / Höhe / hauteur / altura
<b>Kg</b>	peso lordo / gross weight / Bruttogewicht / poids brut / peso bruto
<b>m²</b>	metri quadri / square meters / Quadratmeter / mètre carré / metros cuadrados
<b>m³</b>	metri cubi / cubic meters / Kubikmeter / mètre cube / metros cubicos
<b>lt</b>	litri / liter / Liter / litre / litros
<b>pcs</b>	numero colli / cartons / Packstücke / colis / número bultos
<b>Ø</b>	diametro / diameter / Durchmesser / diamètre / diámetro
<b>sx</b>	sinistra / left / links / à gauche / izquierda
<b>dx</b>	destra / right / recht / à droite / derecha

Legenda finiture elementi in metallo e plastica / Available finishes for metal and plastic elements / Metall- oder Kunststoffelementen verfügbare Farben / Légende finitions disponibles pour éléments en métal ou plastique / Guía acabados disponibles para los elementos en metal o en plástico

<b>6A</b>	Metallo verniciato Argento metallizzato / Silver-painted metal / Metall Silber Metallic lackiert / Métal laqué Argent Métal. / Metal pintado Plata Metal.
<b>6C</b>	Metallo verniciato Argento Cherry / Cherry Silver-painted metal / Metall Silber Cherry lackiert / Métal laqué Argent Cherry / Metal pintado Plata Cherry
<b>6G</b>	Metallo verniciato Grigio Nebbia / Misty Grey-painted metal / Metall Nebelgrau lackiert / Métal laqué Gris Brouillard / Metal pintado Gris Niebla
<b>6K</b>	Metallo verniciato Nero RAL 9005 / Matt Black-painted metal RAL9005 / Metall Schwarz RAL9005 lackiert / Métal laqué Noir Mat RAL9005 / Metal pintado Negro Mate RAL9005
<b>6L</b>	Metallo verniciato Bianco RAL9010 / Matt White-painted metal RAL 9010 / Metall Mattweiß RAL9010 lackiert / Métal laqué Blanc Mat RAL9010 / Metal pintado blanco Mate RAL9010
<b>6M</b>	Metallo cromato lucido / Polished chrome-plated metal / Metall Verchromt glänzend / Métal chromé brillant / Metal cromado brillo
<b>6N</b>	Metallo verniciato Nickel / Nickel-painted metal / Metall Nickel lackiert / Métal laqué Nickel / Metal pintado Níquel
<b>6Q</b>	Metallo verniciato Grigio Quadra / Quadra grey-painted metal / Metall Quadragrau lackiert / Métal laqué Gris Quadra / Metal pintado Gris quadra
<b>6R</b>	Metallo verniciato Rosso / Red-painted metal / Metall Rot lackiert / Métal laqué Rouge / Metal pintado Rojo
<b>6S</b>	Metallo verniciato Argento Mèta / Mèta Silver-painted metal / Metall Silber Mèta lackiert / Métal laqué Argent Mèta / Metal pintado plata Mèta
<b>6T</b>	Metallo verniciato Bianco Tibet / Tibet White-painted metal / Metall Tibetweiß lackiert / Métal laqué Blanc Tibet / Metal pintado Blanco Tibet
<b>6W</b>	Metallo verniciato Bianco RAL9016 / Matt White-painted metal RAL 9016 / Metall Mattweiß RAL9016 lackiert / Métal laqué Blanc Mat RAL9016 / Metal pintado blanco Mate RAL9016
<b>6X</b>	Metallo verniciato Grigio Antracite / Anthracite-painted metal / Metall Anthrazitgrau lackiert / Métal laqué Gris Anthracite / Metal pintado Gris Antracita
<b>6U</b>	Metallo verniciato Grigio RAL9006 / Grey-painted metal RAL9006 / Metall Grau RAL9006 lackiert / Métal laqué Gris RAL9006 / Metal pintado Gris RAL9006

<b>7B</b>	Alluminio ossidato Nero / Black anodized Aluminium / Eloxiertem Aluminium Schwarz / Aluminium anodisé Noir / Aluminio anodizado Negro
<b>7K</b>	Alluminio verniciato Nero RAL 9005 / Matt Black-painted Aluminium RAL9005 / Aluminium Schwarz RAL9005 lackiert / Aluminium laqué Noir Mat RAL9005 / Aluminio pintado Negro Mate RAL9005
<b>7R</b>	Alluminio grezzo / Raw aluminium / Aluminium natur / Aluminium brut / Aluminio bruto
<b>7S</b>	Alluminio verniciato Argento Mèta / Mèta Silver-painted Aluminium / Aluminium Silber Mèta lackiert / Aluminium laqué Argent Mèta / Aluminio pintado Plata Mèta
<b>7V</b>	Alluminio verniciato bianco RAL9016 / White-painted aluminium RAL9016 / Aluminium weiß RAL9016 lackiert / Aluminium laqué blanc RAL 9016 / Aluminio pintado blanco RAL 9016
<b>7Z</b>	Alluminio ossidato 0 / 0 Oxidized aluminium / Aluminium oxidiert 0 / Aluminium oxydé 0 / Aluminio oxidado 0

<b>8A</b>	Cristallo acidato / Etched glass / Mattglas / Verre dépoli / Cristal deslustrado
<b>8S</b>	Cristallo Sabbiato / Sanded glass / Glas sandgestrahlt / Verre sablé / Cristal arenado
<b>8T</b>	Cristallo trasparente / Clear glass / Glas transparent / Verre transparent / Cristal transparente

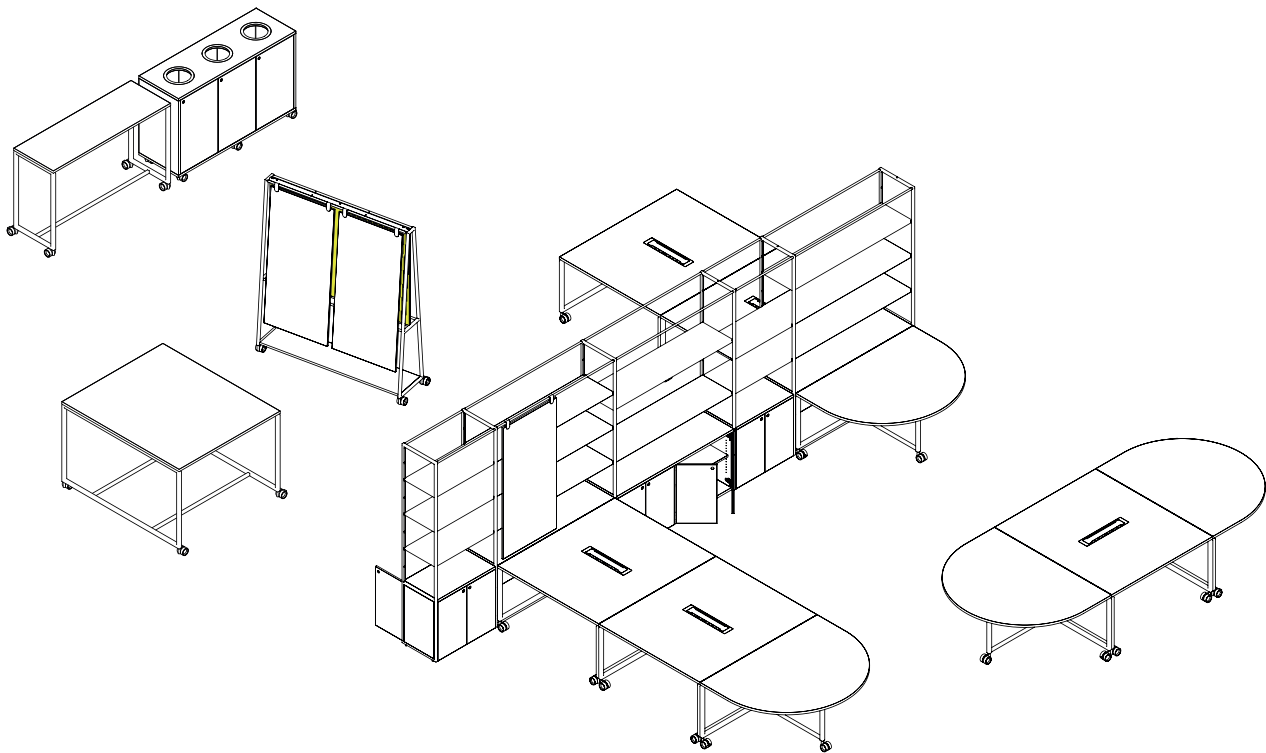
<b>9K</b>	Plastica Nera / Black plastic / Kunststoff Schwarz / Plastique Noir / Plástico Negro
<b>9G</b>	Plastica Grigio Chiaro / Light Grey plastic / Kunststoff Hellgrau / Plastique Gris Clair / Plástico Gris Claro
<b>9P</b>	Plastica opalina / Opaline plastic / Kunststoff opal / Plastique opalin / Plástico opalina
<b>9R</b>	Plastica Grigio / Grey plastic / Kunststoff Grau / Plastique Gris / Plástico Gris
<b>9S</b>	Plastica Argento Mèta / Mèta Silver plastic / Kunststoff Silber Mèta / Plastique Argent Mèta / Plástico Plata Mèta
<b>9X</b>	Plastica Grigio Scuro / Dark Grey plastic / Kunststoff Dunkelgrau / Plastique Gris Noir / Plástico Gris Oscuro
<b>9W</b>	Plastica Bianca / White plastic / Kunststoff Weiß / Plastique Blanc / Plástico Blanco

<b>XB</b>	Plexiglas trasparente bisatinato / Transp. sanded plexiglas / Plexiglas sandgestrahlt / Plexiglas transp. sablé / Plexiglas transp. arenado
<b>XG</b>	Plexiglas Grigio / Grey plexiglas / Grauplexiglas / Plexiglas Gris / Plexiglas Gris
<b>XN</b>	Plexiglas Nero / Black plexiglas / Schwarzplexiglas / Plexiglas Noir / Plexiglas Negro
<b>XZ</b>	Plexiglas Bronzo / Bronze plexiglas / Bronzeplexiglas / Plexiglas Bronze / Plexiglas Bronze

**5 Technical Details****6 Product Specifications**

- 1) Double desks
- 2) Collaborative tables
- 3) Cabinets
- 4) Mobile whiteboards and pinboards
- 5) Bookcases
- 6) Bookcases with lighting
- 7) Accessories
- 8) Samples of electrical connections

**42 Characteristics of materials****45 General instructions**



#### Available finishes

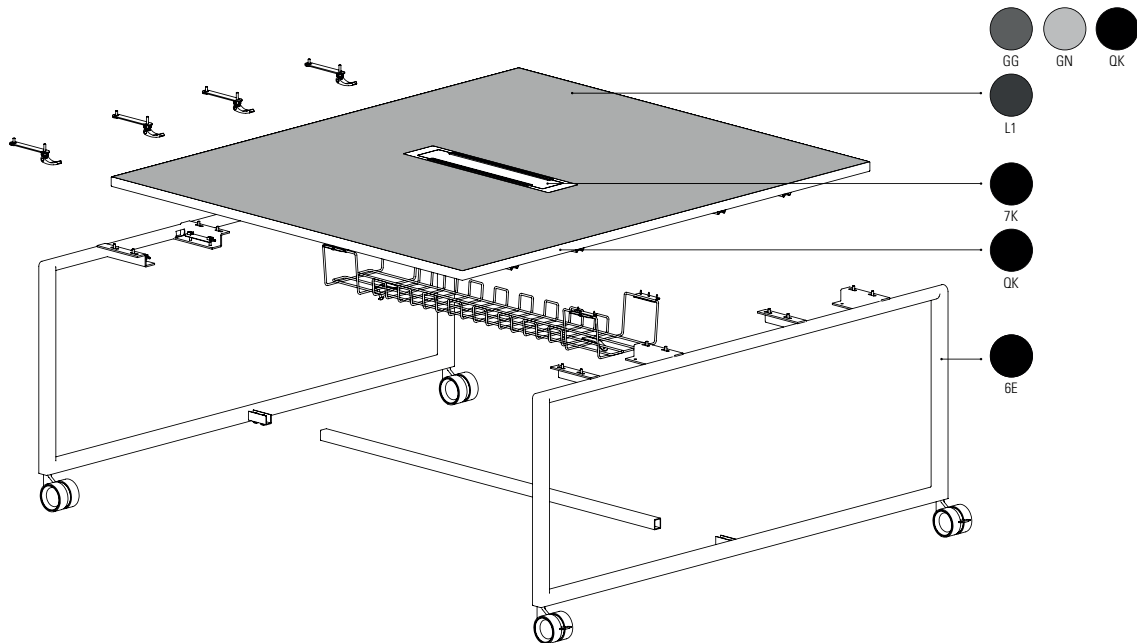
<b>GG</b>	Melaminico Grigio Grafite Graphite Grey Melamine Melamin Graphitgrau Mélaminé Gris Graphite Melamínico Gris Grafito	<b>L1</b>	Linoleum Nero Carbone 4166 Linoleum Charcoal 4166 Linoleum Steinkohle 4166 Linoléum Charbon noir 4166 Linóleo Carbón negro 4166	<b>6E</b>	Metallo verniciato nero texturizzato Black textured painted metal Schwarz texturiertes Metall Métal peint texturé noir Metal pintado negro texturizado
<b>GN*</b>	Melaminico Grigio Nebbia Misty Grey Melamine Melamine Nebelgrau Mélaminé Gris Brouillard Melamínico Gris Niebla	<b>L2</b>	Linoleum Grigio Cenere 4132 Linoleum Ash Gray 4132 Linoleum Aschgrau 4132 Linoléum Gris Frêne 4132 Linóleo Gris Ceniza 4132		
<b>QK</b>	Melaminico Nero Black Melamine Melamin Schwarz Mélaminé Noir Melamínico Negro				

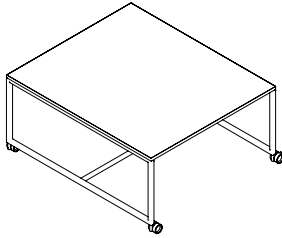
\* Compliant with the minimum standards for worktops required by Italian law (D.Lgs. 81/2008).

## 1. Double desks



The desks in the Atelier collection are 162.5 cm deep. The particular depth of these work tops means they can be perfectly aligned with the bookcase modules when joined together. The desk structure comprises two rectangular ring bases to the sides, set on casters and joined to each other by a foot bar. This structure is made using a 35x35-mm square-sectioned tube for the uprights and lower horizontal parts, while the upper horizontal parts under the work top are round, Ø 35 mm. The work tops are made using 28-mm panels faced with paper impregnated with melamine resins, or covered in linoleum.





## A) DOUBLE DESK ON CASTERS

F70DK101

### Dimensions (in cm)

W140 x D162,5 x H75

### Composition

**Top:** MDF panel faced with decorative paper, impregnated with melamine resins, or chipboard panel covered in linoleum on the upper surface, and balanced laminate on the underside. Thickness 28 mm.

All tops are fitted on the underside with monotracks and a matrix of holes for the attachment of legs/bases and connector brackets on all four sides.

**Edging of the Top:** in ABS to match the top and with rounded corners. Thickness 1.5 mm.

**Bases:** square-sectioned tubular steel (35x35x2 mm) with rounded corners on three sides, while the horizontal section under the top has a round cross-section and a diameter of 35 mm. The upper ends are fitted with pressed steel rods, used for connection with the monotracks. Epoxy powder coated.

**Cross-bar:** made of square-sectioned tubular steel (35x25x2 mm) with rounded corners. Connects the two ring bases. Serves as a support for the cable riser. Epoxy powder coated.

### Accessories supplied as standard

**Casters:** the casters are in plastic to match the structure. Two are fitted with brakes, two are not. Maximum load 80 kg each.

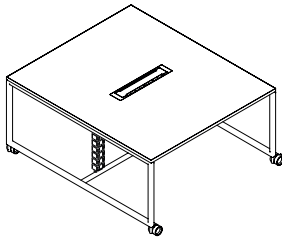
**Monotracks:** in painted steel, 4 per top.  
They are attached to the base rods and under the desk.

### How it is delivered

Unmounted

### Notes

The tray and cable riser are not included. The lateral attachment kit is included.



## B) DOUBLE DESK ON WHEELS WITH TOP ACCESS

F70DK100

### Dimensions (in cm)

W140 x D162,5 x H75

### Composition

**Top:** MDF panel faced with decorative paper, impregnated with melamine resins, or chipboard panel covered in linoleum on the upper surface, and balanced laminate on the underside. Thickness 28 mm.

All tops are fitted on the underside with monotracks and a matrix of holes for the attachment of legs/bases and connector brackets on all four sides.

This specific product features a recessed flush top access slot.

**Edging of the Top:** in ABS to match the top and with rounded corners. Thickness 1.5 mm.

**Bases:** square-sectioned tubular steel (35x35x2 mm) with rounded corners on three sides, while the horizontal section under the top has a round cross-section and a diameter of 35 mm. The upper ends are fitted with pressed steel rods, used for connection with the monotracks. Epoxy powder coated.

**Cross-bar:** made of square-sectioned tubular steel (35x25x2 mm) with rounded corners. Connects the two ring bases. Serves as a support for the cable riser. Epoxy powder coated.

### Accessories supplied as standard

**Casters:** the casters are in plastic to match the structure. Two are fitted with brakes, two are not. Maximum load 80 kg each.

**Monotracks:** in painted steel, 4 per top. They are attached to the base rods and under the desk.

**Cable tray\*:** in painted steel wire, it attaches under the top using specially designed brackets that allow it to tilt, thus facilitating cable management.

**Topaccess\*\*:** in aluminium recessed flush with the top, it is pre-mounted and can be opened from either side.

**Cable riser\*\*\*:** composed of modular plastic elements. Attaches to tray and cross-bar using a built-in magnet.

**Set of connector brackets:** comprising four shaped steel plates complete with hardware for joining tables together or to the bookcase.

### How it is delivered

Unmounted

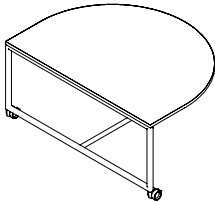
### Notes

The cable tray, cable riser and lateral attachment kit are included.

The top features a number of pilot holes to be used to mount the screen.







### C) SEMI-CIRCULAR TABLE

F70TBM03

#### Dimensions (in cm)

W120 x D162,5 x H75

#### Composition

**Top:** MDF panel faced with decorative paper, impregnated with melamine resins, or chipboard panel covered in linoleum on the upper surface, and balanced laminate on the underside. Thickness 28 mm.

All tops are fitted on the underside with monotracks and a matrix of holes for the attachment of legs/bases and connector brackets.

**Edging of the Top:** in ABS to match the top and with rounded corners. Thickness 1.5 mm.

**Bases:** one base is in square-sectioned tubular steel (35x35x2 mm) with rounded corners on three sides, while the horizontal section under the top has a round cross-section and a diameter of 35 mm. The ring base is accompanied by a T-shaped base. Epoxy powder coated.

**Cross-bar:** made of square-sectioned tubular steel (35x25x2 mm) with rounded corners. Epoxy powder coated.

#### Accessories supplied as standard

**Casters:** the casters are in plastic to match the structure. Two are fitted with brakes, one is not. Maximum load 80 kg each.

**Monotracks:** in painted steel, 2 per top.  
They are attached to the base rods and under the desk.

**Set of connector brackets\*\*:** comprising four shaped steel plates complete with hardware for joining tables together or to the bookcase.

#### How it is delivered

Unmounted

#### Notes

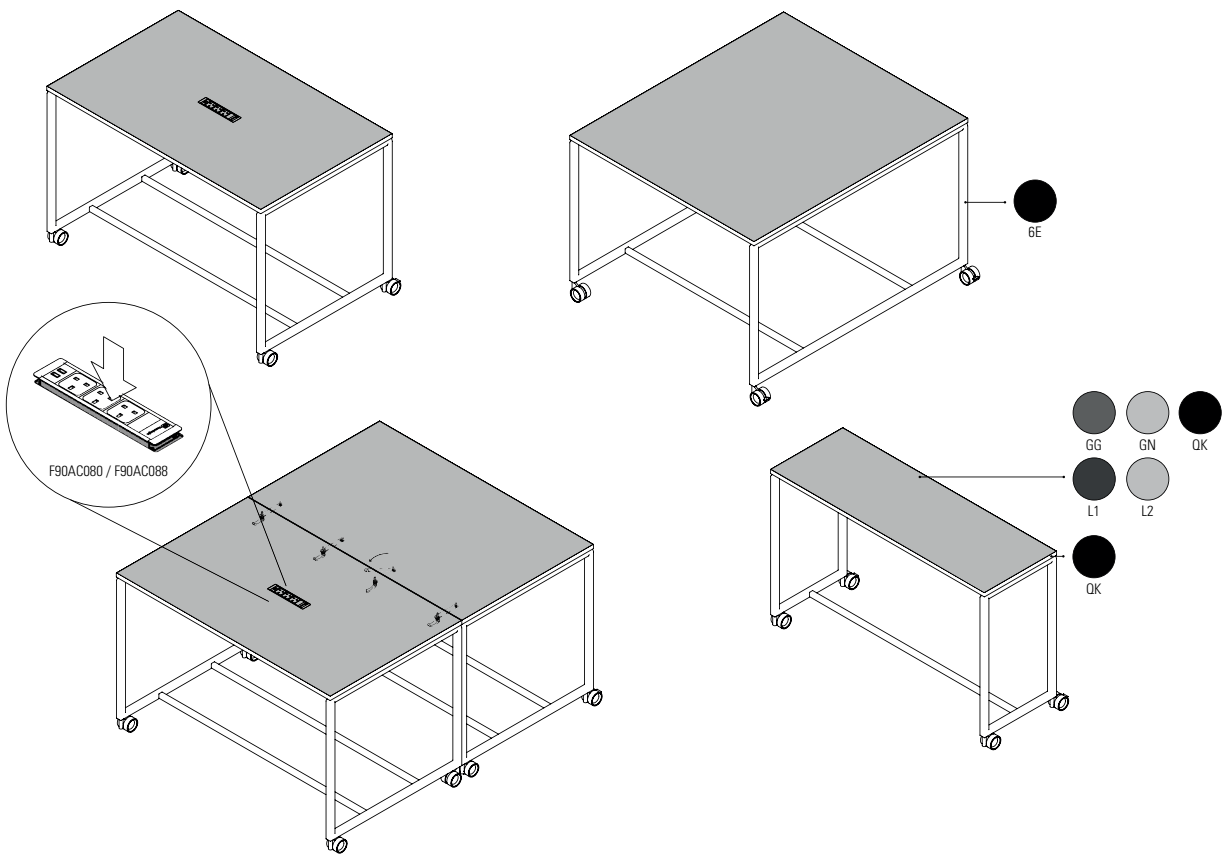
The lateral attachment kit is included.

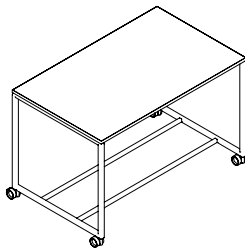
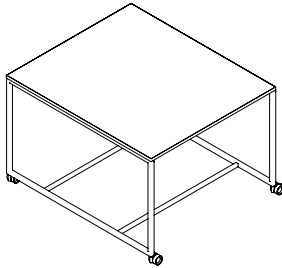


**2. Collaborative tables**



These meeting tables are designed to respond to the needs of quick, informal meetings. For this reason they are set on casters, so that the different modules can be quickly moved and combined, thus creating islands where people can gather and work together for as long as needed. The underside of the tops is fitted with a lateral attachment kit that uses cam levers for quick, easy connection, while also ensuring that the table tops are perfectly level with one another. The rectangular work tops can be fitted with a recessed slot for a multi-socket.





## D) COLLABORATIVE TABLES H105

F70TBM11 - F70TBM11

### Dimensions (in cm)

F70TBM11 **W**140 x **D**162,5 x **H**105

F70TBM12 **W**162,5 x **D**100 x **H**105

### Composition

**Top:** MDF panel faced with decorative paper, impregnated with melamine resins, or chipboard panel covered in linoleum on the upper surface, and balanced laminate on the underside. Thickness 28 mm.

All tops are fitted on the underside with monotracks and a matrix of holes for the attachment of legs/bases and connector brackets.

**Edging of the Top:** in ABS to match the top and with rounded corners. Thickness 1.5 mm.

**Bases:** square-sectioned tubular steel (35x35x2 mm) with rounded corners on three sides, while the horizontal section under the top has a round cross-section and a diameter of 35 mm. The upper ends are fitted with pressed steel rods, used for connection with the monotracks. Epoxy powder coated.

**Cross-bar:** made of square-sectioned tubular steel (35x25x2 mm) with rounded corners. Connects the two ring bases. Serves as a support for the cable riser. Epoxy powder coated.

### Accessories supplied as standard

**Casters:** the casters are in plastic to match the structure. Two are fitted with brakes, two are not. Maximum load 80 kg each.

**Monotracks:** in painted steel, 4 per top.

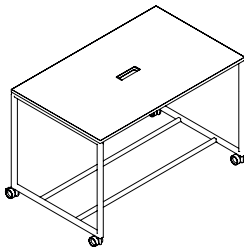
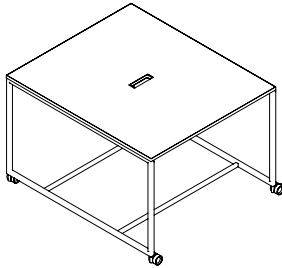
They are attached to the base rods and under the desk.

### How it is delivered

Unmounted

### Notes

Cable riser, multi-socket and lateral attachment kit are not included.



## E) COLLABORATIVE TABLES H105 WITH SLOT FOR F90AC080/F90AC088

F70TBM01 - F70TBM02

### Dimensions (in cm)

F70TBM01 **W**140 x **D**162,5 x **H**105

F70TBM02 **W**162,5 x **D**100 x **H**105

### Composition

**Top:** MDF panel faced with decorative paper, impregnated with melamine resins, or chipboard panel covered in linoleum on the upper surface, and balanced laminate on the underside. Thickness 28 mm.

All tops are fitted on the underside with monotracks and a matrix of holes for the attachment of legs/bases and connector brackets.

With a central slot to house a F90AC080 or F90AC088 multi-socket.

**Edging of the Top:** in ABS to match the top and with rounded corners. Thickness 1.5 mm.

**Bases:** square-sectioned tubular steel (35x35x2 mm) with rounded corners on three sides, while the horizontal section under the top has a round cross-section and a diameter of 35 mm. The upper ends are fitted with pressed steel rods, used for connection with the monotracks. Epoxy powder coated.

**Cross-bar:** made of square-sectioned tubular steel (35x25x2 mm) with rounded corners. Connects the two ring bases. Serves as a support for the cable riser. Epoxy powder coated.

### Accessories supplied as standard

**Casters:** the casters are in plastic to match the structure. Two are fitted with brakes, two are not. Maximum load 80 kg each.

**Monotracks:** in painted steel, 4 per top.

They are attached to the base rods and under the desk.

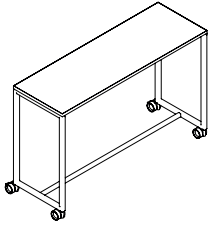
### How it is delivered

Unmounted

### Notes

Cable riser\*, multi-socket\*\* and lateral attachment kit are not included.





## F) TOUCHDOWN TABLES H105

F70TBS11

### Dimensions (in cm)

**W**162,5 x **D**55 x **H**105

### Composition

**Top:** MDF panel faced with decorative paper, impregnated with melamine resins, or chipboard panel covered in linoleum on the upper surface, and balanced laminate on the underside. Thickness 28 mm.

All tops are fitted on the underside with monotracks and a matrix of holes for the attachment of legs/bases and connector brackets.

**Edging of the Top:** in ABS to match the top and with rounded corners. Thickness 1.5 mm.

**Bases:** square-sectioned tubular steel (35x35x2 mm) with rounded corners on three sides, while the horizontal section under the top has a round cross-section and a diameter of 35 mm. The upper ends are fitted with pressed steel rods, used for connection with the monotracks. Epoxy powder coated.

**Cross-bar:** made of square-sectioned tubular steel (35x25x2 mm) with rounded corners. Connects the two ring bases. Serves as a support for the cable riser. Epoxy powder coated.

### Accessories supplied as standard

**Casters:** the casters are in plastic to match the structure. Two are fitted with brakes, two are not. Maximum load 80 kg each.

**Monotracks:** in painted steel, 2 per top.

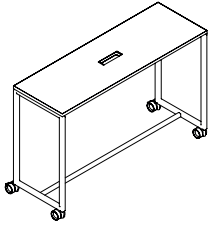
They are attached to the base rods and under the desk.

### How it is delivered

Unmounted

### Notes

Cable riser, multi-socket and lateral attachment kit are not included.



## G) TOUCHDOWN TABLES H105 WITH SLOT FOR F90AC080/F90AC088

F70TBS01

### Dimensions (in cm)

W162,5 x D55 x H105

### Composition

**Top:** MDF panel faced with decorative paper, impregnated with melamine resins, or chipboard panel covered in linoleum on the upper surface, and balanced laminate on the underside. Thickness 28 mm.

All tops are fitted on the underside with monotracks and a matrix of holes for the attachment of legs/bases and connector brackets.

With a central slot to house a F90AC080 or F90AC088 multi-socket.

**Edging of the Top:** in ABS to match the top and with rounded corners. Thickness 1.5 mm.

**Bases:** square-sectioned tubular steel (35x35x2 mm) with rounded corners on three sides, while the horizontal section under the top has a round cross-section and a diameter of 35 mm. The upper ends are fitted with pressed steel rods, used for connection with the monotracks. Epoxy powder coated.

**Cross-bar:** made of square-sectioned tubular steel (35x25x2 mm) with rounded corners. Connects the two ring bases. Serves as a support for the cable riser. Epoxy powder coated.

### Accessories supplied as standard

**Casters:** the casters are in plastic to match the structure. Two are fitted with brakes, two are not. Maximum load 80 kg each.

**Monotracks:** in painted steel, 2 per top.  
They are attached to the base rods and under the desk.

### How it is delivered

Unmounted

### Notes

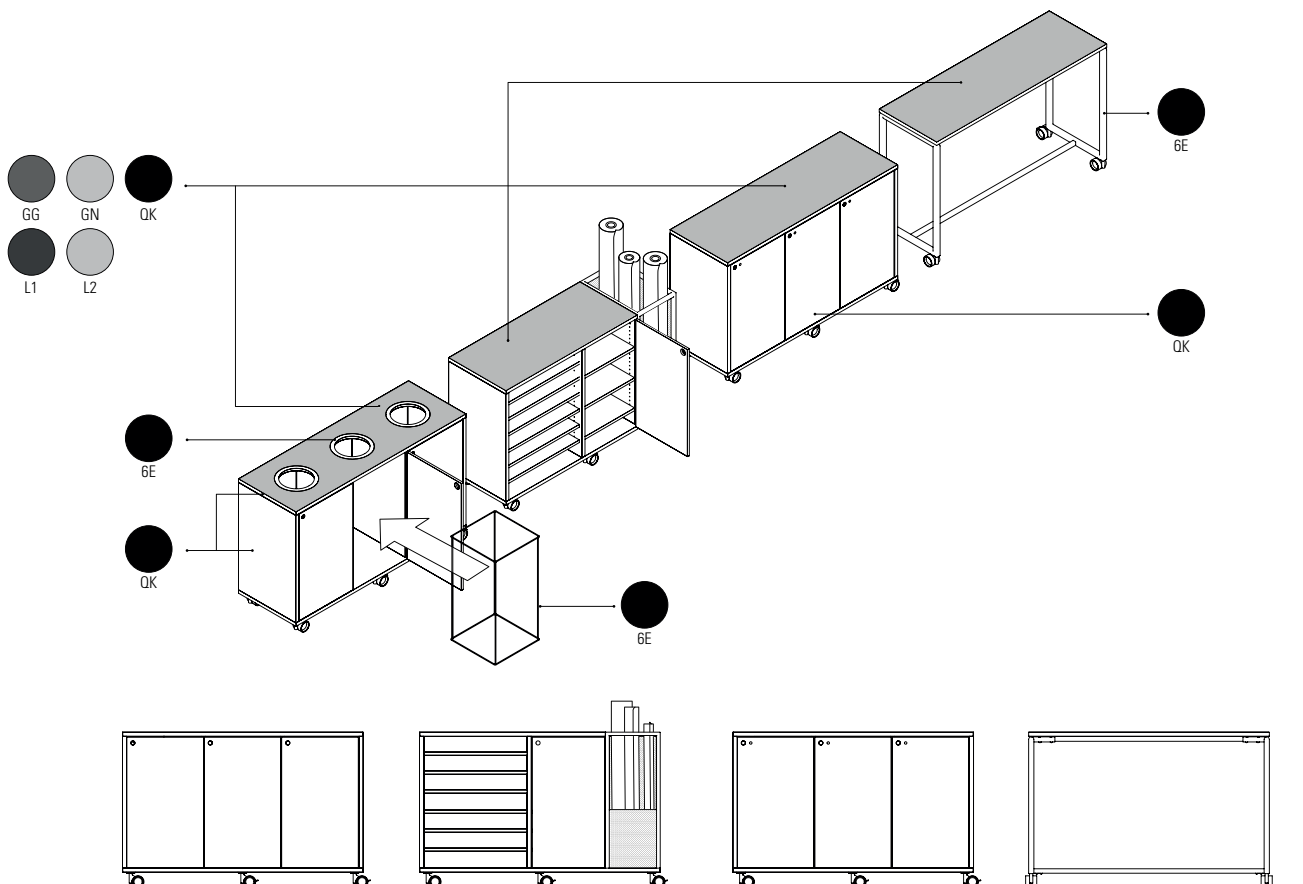
Cable riser, multi-socket\* and lateral attachment kit are not included.

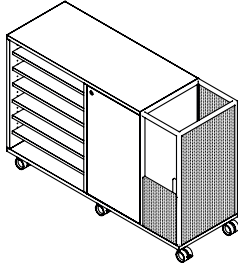


**3. Cabinets**



- Three types of storage cabinets are available:
- project archive module (Project Storage)
  - separated waste collection module (Bins)
  - module with locking doors (Confidential).





## H) PROJECT STORAGE CABINET

F70CBN01

### Dimensions (in cm)

W162,5 x D55 x H105

### Composition

**Top of cabinet:** MDF panel faced with decorative paper, impregnated with melamine resins, or chipboard panel covered in linoleum on the upper surface, and balancing laminate on the underside. Thickness 28 mm. The edge of the top always matches the body of the product.

**Body of cabinet:** MDF panel faced with decorative paper, impregnated with melamine resins.

**Door:** MDF panel faced with decorative paper, impregnated with melamine resins. With plastic ring handle and damped hinges.

**Shelves:** in 22-mm-thick wood, height adjustable. Comes with 6 shelves for the open compartment and 3 for the closed compartment.

**Blueprint organizer:** this single welded element in square-sectioned tubular steel (25x25 mm) with rounded corners includes elements in welded perforated sheet steel. Completed with two folded sheet steel elements, screwed to the base inside the organizer to help keep the contents in order. Epoxy powder coated.


### Accessories supplied as standard

**Casters:** the casters are in plastic to match the structure. Two are fitted with brakes, 4 are not. Maximum load 80 kg each.

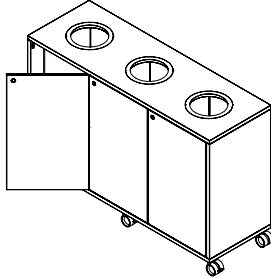
### How it is delivered

Ready-assembled, but with shelves supplied separately.

### Notes







## I) BIN MODULE

F70CBN02

### Dimensions (in cm)

**W**162,5 x **D**55 x **H**105

### Composition

**Top of cabinet:** MDF panel faced with decorative paper, impregnated with melamine resins, or chipboard panel covered in linoleum on the upper surface, and balancing laminate on the underside. Thickness 28 mm. Features three slots fitted with steel rings. The edge of the top always matches the body of the product.

**Body of cabinet:** MDF panel faced with decorative paper, impregnated with melamine resins.

**Doors:** MDF panel faced with decorative paper, impregnated with melamine resins. With plastic ring handle and dampered hinges.

### Accessories supplied as standard

**Casters:** the casters are in plastic to match the structure. Two are fitted with brakes, 4 are not. Maximum load 80 kg each.

**Rings\*:** in painted steel, recessed flush with top, protecting and highlighting the three holes in which to dispose of rubbish.

**Waste sack bins\*\*:** the cabinet is supplied with three welded and painted steel wire baskets.

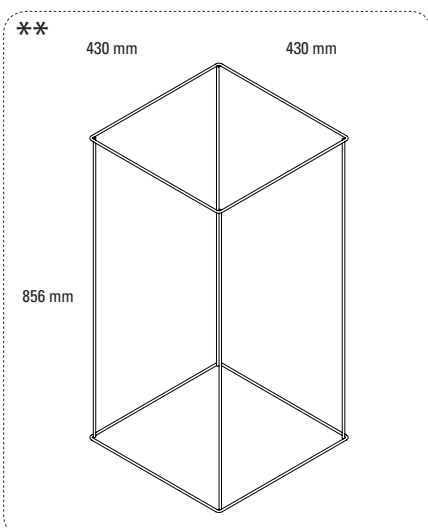


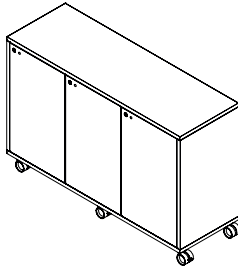
### How it is delivered

Ready-assembled

### Notes

The doors do not lock.  
There is no shelving inside.  
Plastic waste bags are not included.





## L) CONFIDENTIAL CABINET

F70CBN03

### Dimensions (in cm)

**W**162,5 x **D**55 x **H**105

### Composition

**Top of cabinet:** MDF panel faced with decorative paper, impregnated with melamine resins, or chipboard panel covered in linoleum on the upper surface, and balancing laminate on the underside. Thickness 28 mm. The edge of the top always matches the body of the product.

**Body of cabinet:** MDF panel faced with decorative paper, impregnated with melamine resins.

**Doors:** MDF panel faced with decorative paper, impregnated with melamine resins. With plastic ring handle, damped hinges and lock.

### Accessories supplied as standard

**Casters:** the casters are in plastic to match the structure. Two are fitted with brakes, 4 are not. Maximum load 80 kg each.

### How it is delivered

Ready-assembled, but with shelves supplied separately

### Notes

--

**4. Mobile whiteboards and pinboards**

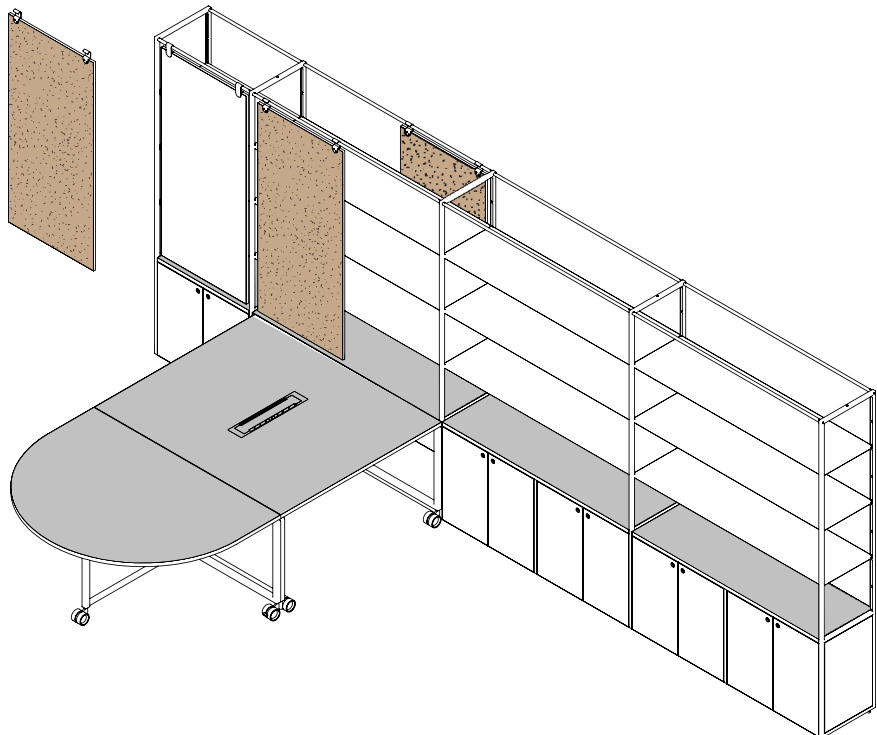
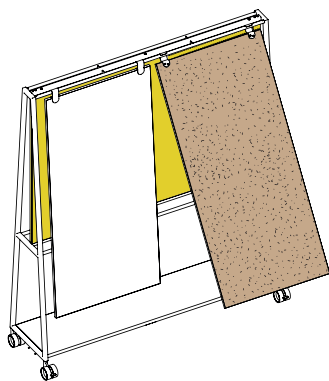


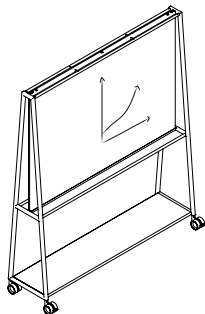
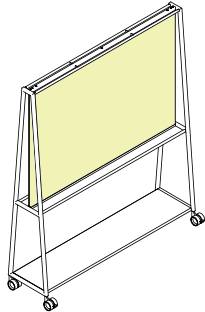
The mobile whiteboard features an embossed, powder-coated tubular steel structure, with a cross-section that is partly square and partly round.

It stands on five casters, two of which feature brakes. At its foot is a perforated metal tray/shelf to hold bags, backpacks or other bulky personal items.

The intermediate tray in full sheet metal can be used to store thumb tacks, board markers, erasers and other accessories. Between the marker tray and the welded tubular structure at the top, is an intermediate panel, with a plywood core and a layer of cork on both sides, covered with fabric. The upper tubular bars can be used to hang two further pinboards on each side.

The pinboards are made using a sandwich of materials specially developed to obtain a lightweight yet very rigid panel. On one side the outer surface is in pinnable cork, while on the rear is a layer of writable white laminate.





## M) MOBILE WHITEBOARDS ON CASTERS

F70PB001 - F70PB002

### Dimensions (in cm)

**W**167,5 x **D**42,7 x **H**199,2

### Composition

**Pair of lateral bases:** welded tubular A-frames with a square cross-section, measuring 25x25 mm. Epoxy powder coated.

**Upper tubular bars:** these constitute a single body, formed of two Ø20-mm steel tubes welded to a central U-profile. They attach to the lateral A-frames using the special hardware supplied. Epoxy powder coated.

**Marker tray\*:** this is the intermediate tray onto which the intermediate panel is fixed. It is made by welding a full steel sheet to two tubes, one on either side. Epoxy powder coated.

**Lower tray:** this is the tray at the foot of the mobile board. It is made by welding a perforated steel sheet to two tubes, one on either side. Its underside is reinforced, and features a pilot hole for the attachment of the 5th caster. Epoxy powder coated.

**Intermediate panel:** Comes in two versions, depending on the model: with a plywood core covered in cork and finished with fabric, or in chipboard covered with writable laminate both on the front and on the rear, and edged in ABS.

In both versions, the intermediate panel has three sunken bushed holes on the upper and lower edge with which to fasten it to the rest of the structure.

### Accessories supplied as standard

**Casters:** the casters are in plastic to match the structure. Two are fitted with brakes, 3 are not. Maximum load 80 kg each.


### How it is delivered

Unmounted

### Notes

On writable white laminate surfaces we recommend using only dry wipe whiteboard markers. The composition of the fabric-covered intermediate panel means it is pinnable on both sides. Each movable whiteboard can take up to a maximum of four pinboards. Standing on the lower tray is not recommended, and is to be considered improper use of the product.





## N) PINBOARDS

F70DPP01

### Dimensions (in cm)

W74 x D1,8 x H161,9

### Composition

**Pair of clips\***: in epoxy powder coated steel.

**Panel\*\***: the board is made using a sandwich of materials specially developed to obtain a lightweight yet very rigid panel. It has a pinnable cork surface on one side, and a writable white laminate surface on the other. The panel is completed with the application black ABS edging to provide good grip with no sharp corners, as well as protection in case of knocks and blows.

### How it is delivered

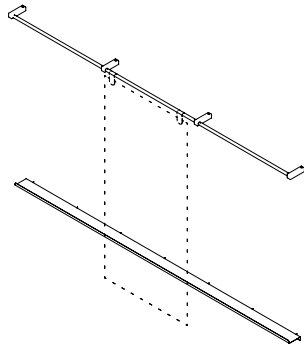
Unmounted

### Notes

On writable white laminate surfaces we recommend using only dry wipe whiteboard markers. The cork side of the panel is pinnable.

The pinboard can be hooked onto the mobile board, bookcases L80 or L162.5 and to wall-mounted structures such as F70AC027.





## O) SET OF TUBES FOR ATTACHMENT OF BOARDS TO THE WALL

F70AC027

### Dimensions (in cm)

W252 x D12,5

### Composition

**Set of upper bars:** comprising three steel bars with a diameter of 20 mm, and square-sectioned elements that attach to the wall using specific hardware. Epoxy powder coated.

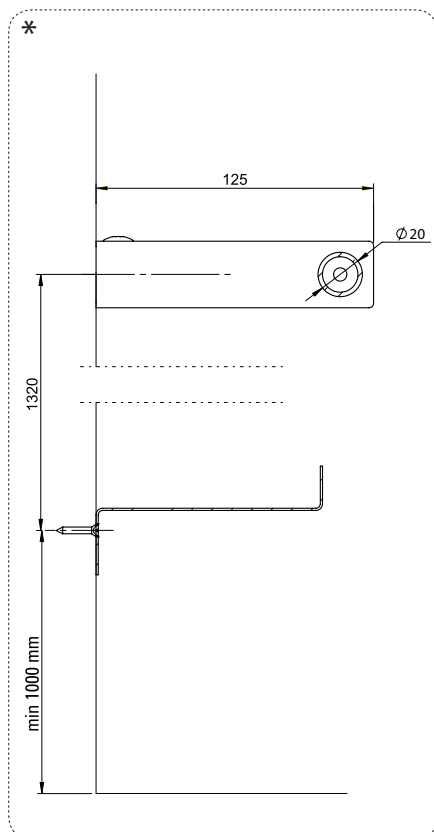
**Marker tray:** made of folded, epoxy powder coated sheet metal.

### How it is delivered


Unmounted

### Notes

Hardware for attachment to concrete wall included.  
Can accommodate up to 3 single pinboards.



**5. Bookcases**

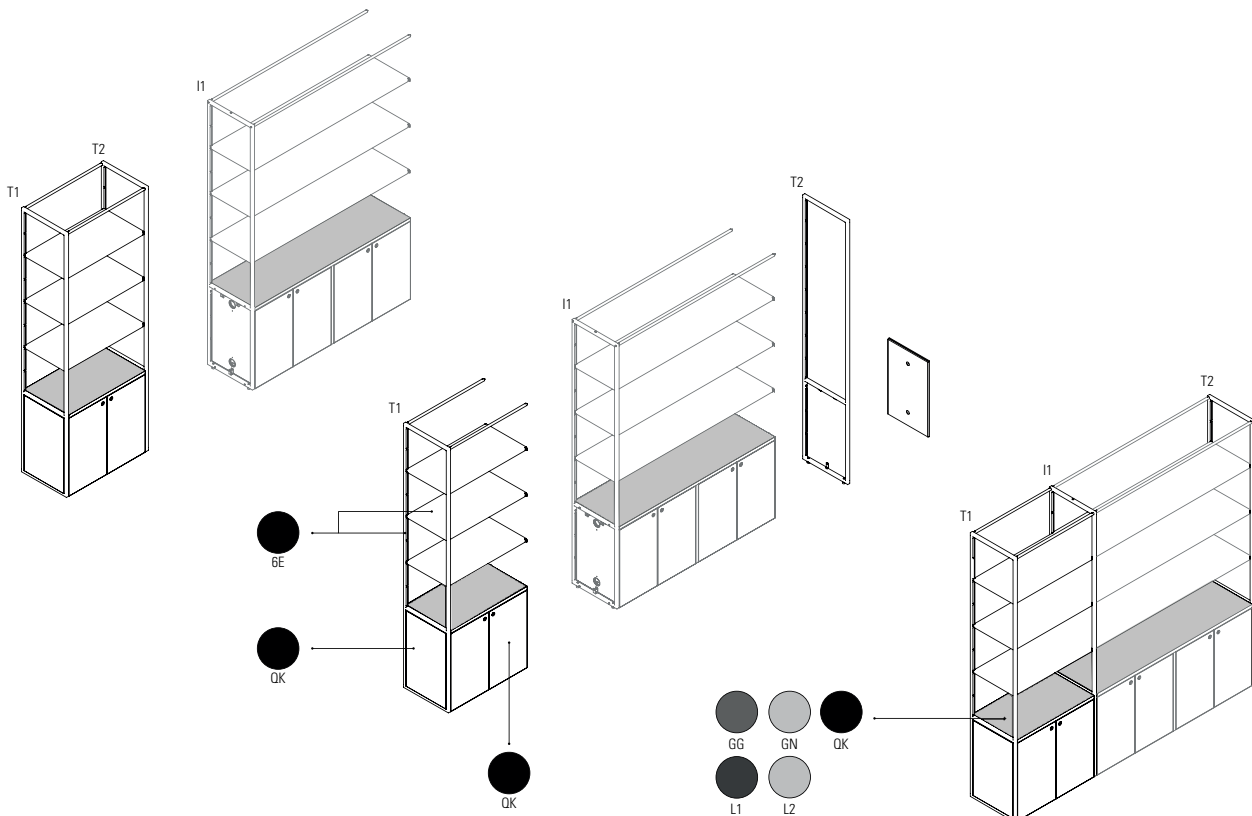


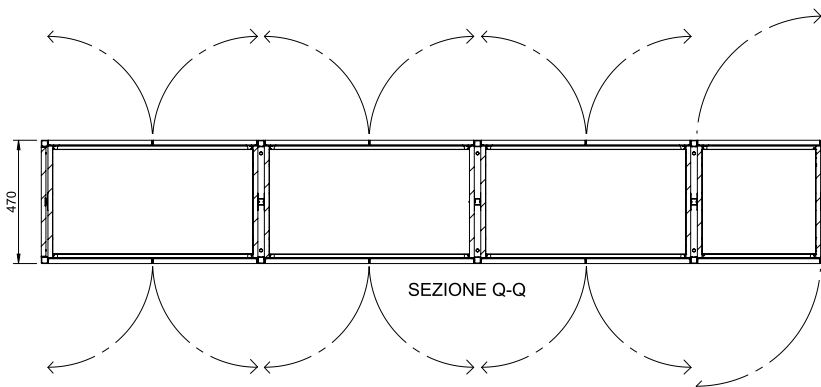
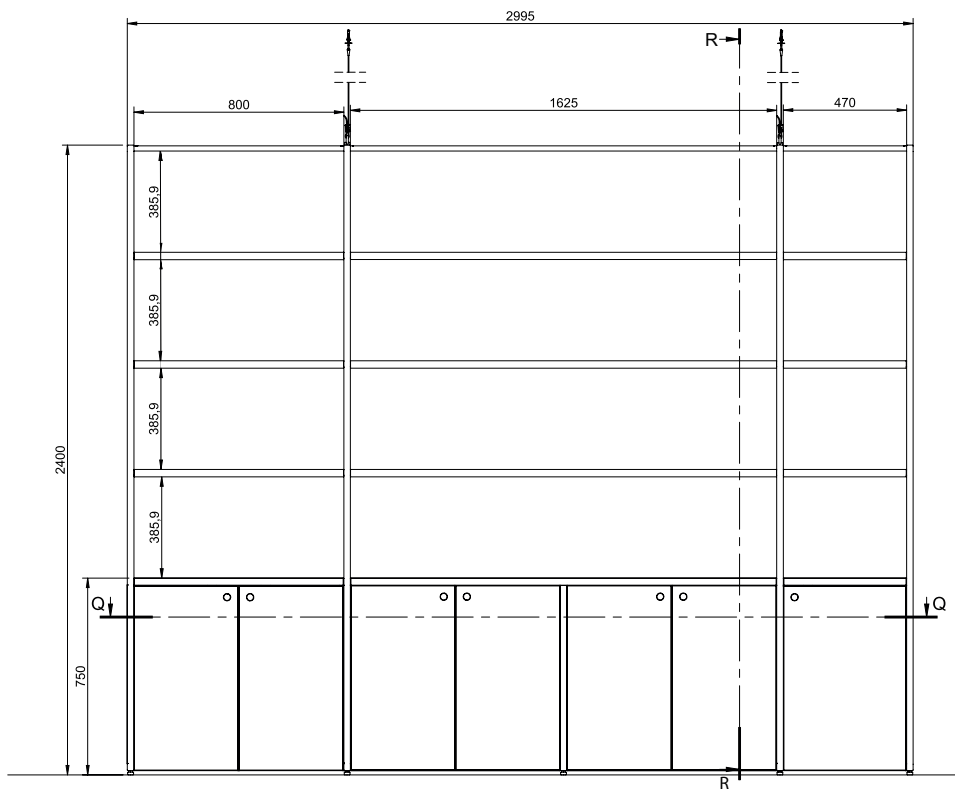
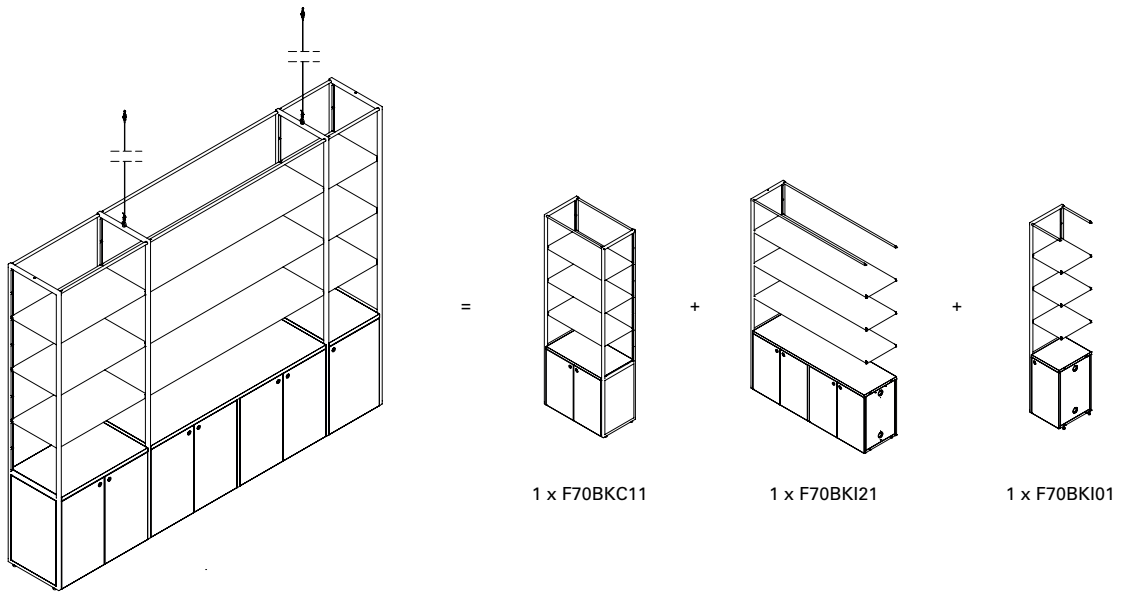
The Atelier collection includes a variety of bookcase modules: end modules and intermediate modules. Each composition you wish to make must include one end module and any number of intermediate modules. By combining these modules, endless possible freestanding compositions can be created, with a total height of 240 cm.

Each module features a square-sectioned tubular metal frame measuring 25x25 mm, and the upper horizontal bars on the end sections are joined up with round-sectioned tubular bars. The lowest 75 cm of the frame are filled with two-way cabinets, closed with removable doors in 18-mm-thick MDF, inside which is a 22-mm-thick MDF shelf, which is height-adjustable thanks to the rack of holes in the sides of the cabinet.

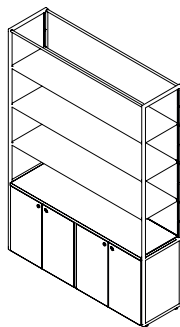
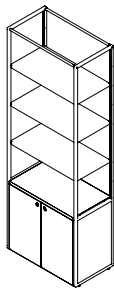
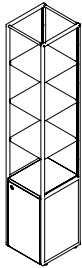
Each cabinet has a 28-mm-thick top, which can be finished in melamine or linoleum, thus ensuring it is perfectly level with any work tops joined to the bookcase.

Each composition of bookcases with a height greater than 160 cm must be fixed to the ceiling using the kit provided.









## P) END MODULES WITH HINGED DOORS, WITHOUT LED LIGHTS

F70BKC01 - F70BKC11 - F70BKC21

### Dimensions (in cm)

F70BKC01 **W**47 (effettiva 52) x **D**47 x **H**240

F70BKC11 **W**80 (effettiva 85) x **D**47 x **H**240

F70BKC21 **W**162,5 (effettiva 170) x **D**47 x **H**240

### Composition

**Pair of end frames\*:** these welded frames use a square-sectioned, epoxy powder coated profile measuring 25x25 mm. Slots on the inside of the uprights support the metal shelves.

They also feature threaded holes on one side to which to fix the components of the bookcase. On the upper surface there is a threaded hole in which to insert the ceiling attachment system.

**Pair of upper tubular bars:** these Ø20-mm tubes connect the upper part of one frame with the next, using turned pins. Epoxy powder coated.

**Metal shelving:** made with a sheet of folded, epoxy powder coated metal. It includes a reinforcing rib in the lower part, which also serves to house any LED lights. These Ø20-mm tubes connect one frame with the next, using turned pins. Epoxy powder coated. On the underside, near the short edges are two folded sheet metal covers which, in addition to reinforcing the product, also serve to hide the light cables. These can be easily unscrewed and removed.

**Top of cabinet:** MDF panel faced with decorative paper, impregnated with melamine resins, or chipboard panel covered in linoleum on the upper surface, and balanced laminate on the underside. Thickness 28 mm. The edge of the top always matches the body of the product. Only the 162.5-cm module features a top that joins together two compartments, which are separated by a H75-cm metal frame.

**Base:** MDF panel faced with decorative paper, impregnated with melamine resins.

**Internal dividers\*\*:** MDF panels faced with decorative paper, impregnated with melamine resins. These include a rack of holes for the attachment of a height-adjustable shelf, in addition to holes for the attachment of mounting plates for the door hinges in both the front and the rear, so as to offer maximum flexibility of configuration. The side panels also have two cable holes, one towards the top and another towards the bottom, for convenient cable management.

**Doors\*\*\*:** MDF panel faced with decorative paper, impregnated with melamine resins. With plastic ring handle and dampered hinges. The number of doors varies according to the model. The doors of the 80-cm and 162.5-cm models are interchangeable, unlike those of the L47-cm module.

**Shelves:** in 22-mm-thick wood, height adjustable. One wooden shelf is also supplied for each compartment.

**Outer sides:** also described as external covering panels, these clip onto the outside of the composition using the hardware provided. They sink flush into the lower part of the end frame. They are made of MDF panels faced with decorative paper, impregnated with melamine resins.

### Accessories supplied as standard

**Feet:** the metal frames are fitted with adjustable metal feet.



**Ceiling attachment kit for bookcases (max 3 m)\*\*\*\*:** The kit includes an eyebolt, a steel cable with blocker at one end, and a loop at the other, complete with hooked screw anchor. The kit extends to a maximum distance of approx. 3 metres, or it can be cut to measure if required.

#### How it is delivered

Unmounted

#### Notes

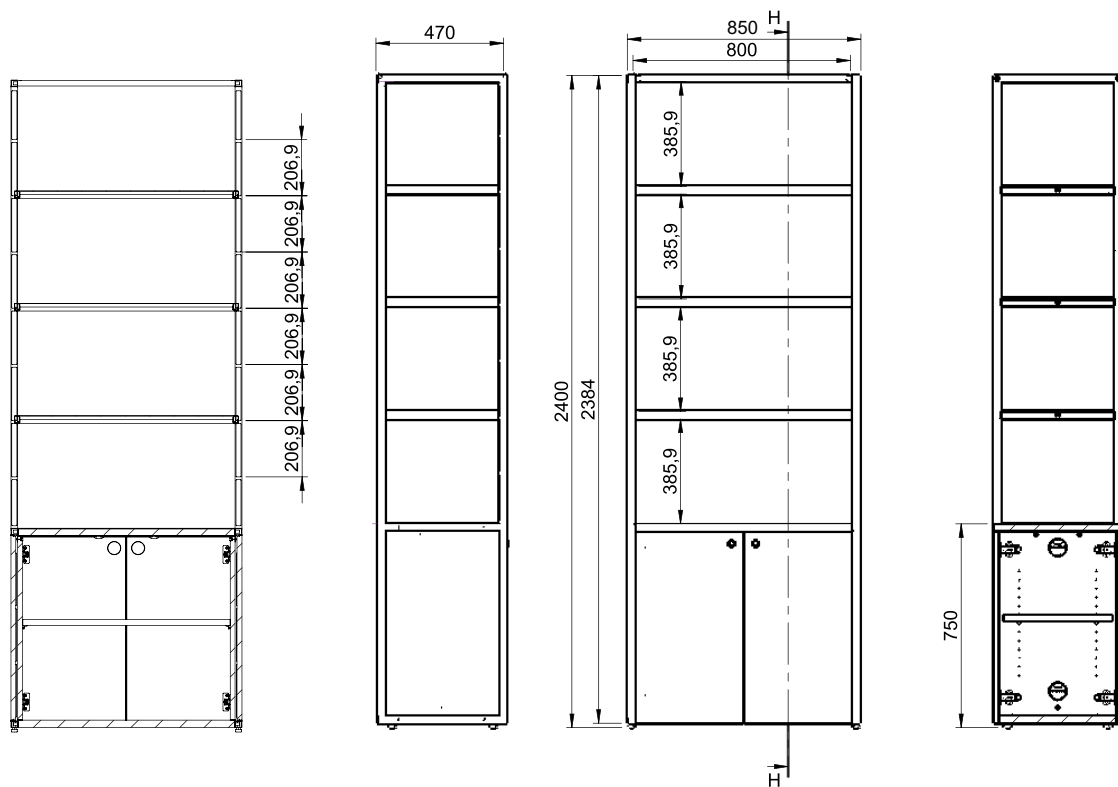
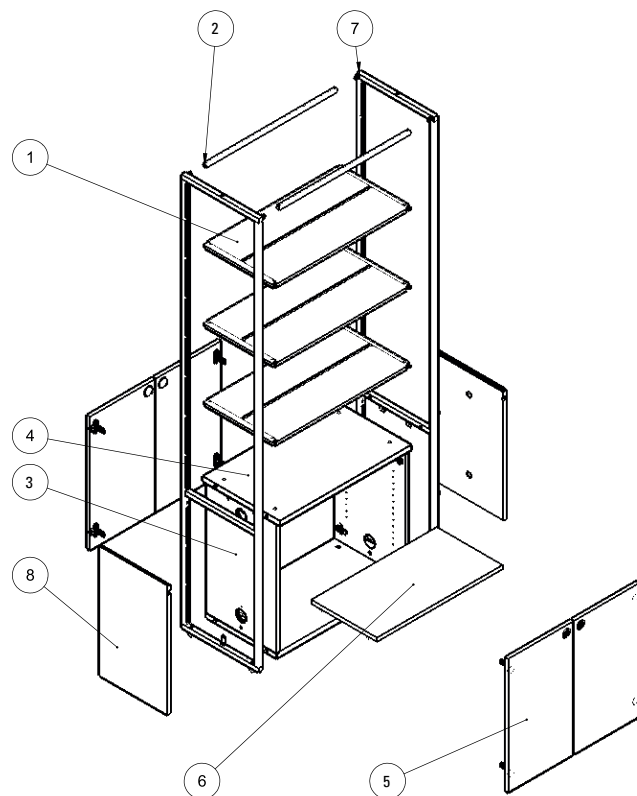
Each module comes with three metal shelves which can be repositioned at any level desired. A ceiling attachment kit is included with each module. The number of ceiling attachment kits to be used should be decided according to the individual composition. We recommend following this rationale:

- for compositions of a single module, two ceiling attachment kits should be used.
- for compositions of more than one bookcase module, at least one kit should be used, plus a further kit every 170 cm of the composition.

If any desks are adjoined to the bookcase, we recommend removing the cabinet doors and storing them elsewhere for future configurations, and fixing the desk to the bookcase using the specific set of connector brackets.

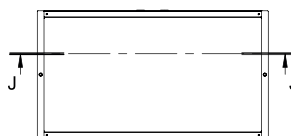
Climbing on the bookcase is strictly prohibited.

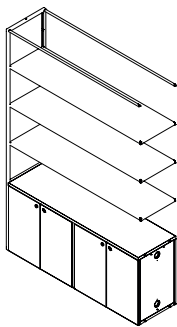
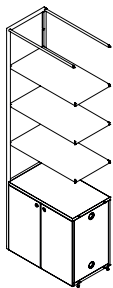
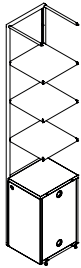




SEZIONE J-J

SEZIONE H-H





## Q) INTERMEDIATE MODULES WITH HINGED DOORS, WITHOUT LED LIGHTS

F70BK101 - F70BK111 - F70BK121

### Dimensions (in cm)

F70BK101 **W**47 (effettiva 49,5) x **D**47 x **H**240

F70BK111 **W**80 (effettiva 82,5) x **D**47 x **H**240

F70BK121 **W**162,5 (effettiva 165) x **D**47 x **H**240

### Composition

**Intermediate frame\*:** this welded frame uses a square-sectioned, epoxy powder coated profile measuring 25x25 mm. Slots on the inside of the uprights support the metal shelves, and there are threaded holes on both sides, on which to fix the components of the bookcase. On the upper surface there is a threaded hole in which to insert the ceiling attachment system.

**Pair of upper tubular bars:** these Ø20-mm tubes connect the upper part of one frame with the next, using turned pins. Epoxy powder coated.

**Metal shelving:** made with a sheet of folded, epoxy powder coated metal. It includes a reinforcing rib in the lower part, which also serves to house any LED lights. These Ø20-mm tubes connect one frame with the next, using turned pins. Epoxy powder coated. On the underside, near the short edges are two folded sheet metal covers which, in addition to reinforcing the product, also serve to hide the light cables. These can be easily unscrewed and removed.

**Top of cabinet:** MDF panel faced with decorative paper, impregnated with melamine resins, or chipboard panel covered in linoleum on the upper surface, and balanced laminate on the underside. Thickness 28 mm. The edge of the top always matches the body of the product. Only the 162.5-cm module features a top that joins together two compartments, which are separated by a H75-cm metal frame.

**Base:** MDF panel faced with decorative paper, impregnated with melamine resins.

**Internal dividers\*\*:** MDF panels faced with decorative paper, impregnated with melamine resins. These include a rack of holes for the attachment of a height-adjustable shelf, in addition to holes for the attachment of mounting plates for the door hinges in both the front and the rear, so as to offer maximum flexibility of configuration. The side panels also have two cable holes, one towards the top and another towards the bottom, for convenient cable management.


**Doors\*\*\*:** MDF panel faced with decorative paper, impregnated with melamine resins. With plastic ring handle and damped hinges. The number of doors varies according to the model. The doors of the 80-cm and 162.5-cm models are interchangeable, unlike those of the L47-cm module.

**Shelves:** in 22-mm-thick wood, height adjustable. One wooden shelf is also supplied for each compartment.

### Accessories supplied as standard

**Feet:** the metal frames are fitted with adjustable metal feet.

**Ceiling attachment kit for bookcases (max 3 m)\*\*\*\*:** The kit includes an eyebolt, a steel cable with blocker at one end, and a loop at the other, complete with hooked screw anchor. The kit extends to a maximum distance of approx. 3 metres, or it can be cut to measure if required.

**How it is delivered**

Unmounted


**Notes**

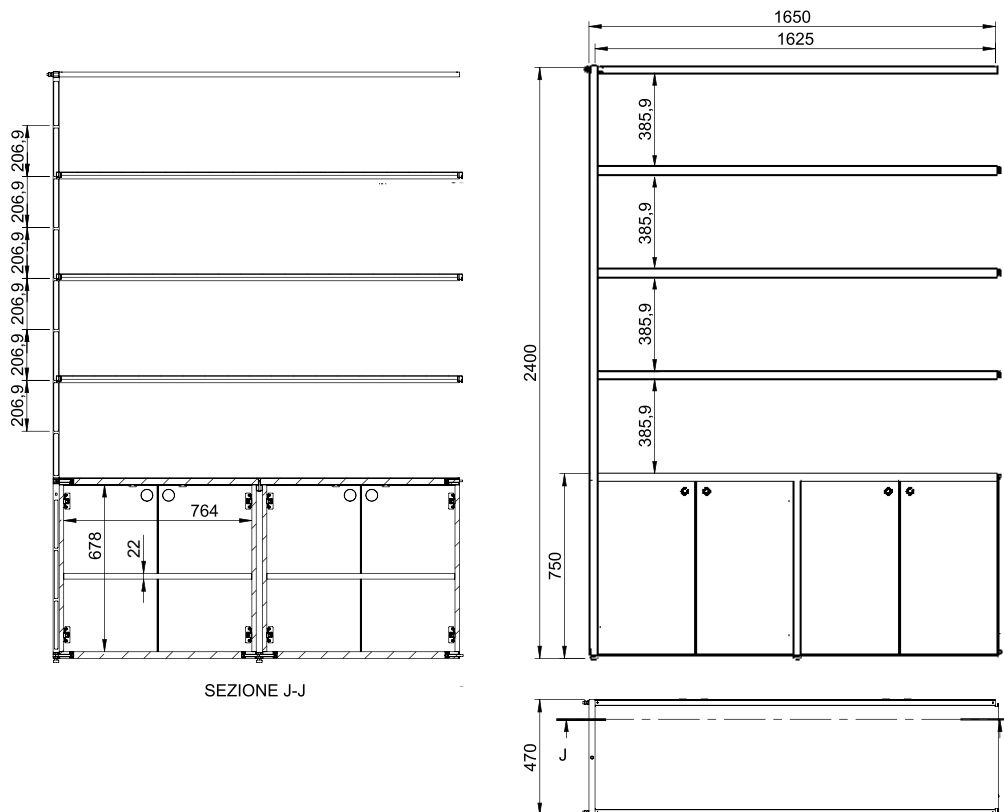
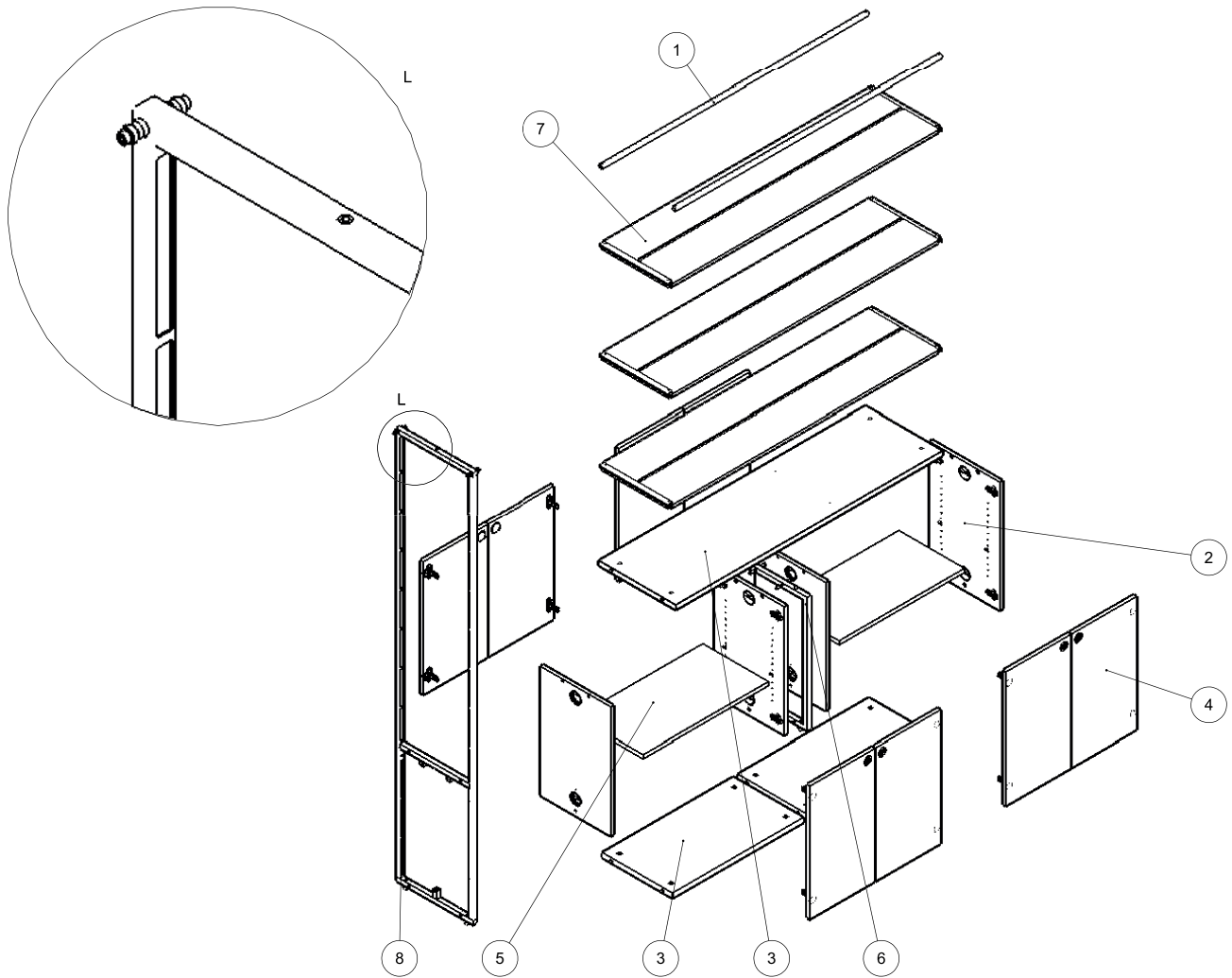
Each module comes with three metal shelves which can be repositioned at any level desired. A ceiling attachment kit is included with each module. The number of ceiling attachment kits to be used should be decided according to the individual composition. We recommend following this rationale:

- for compositions of a single module, two ceiling attachment kits should be used.
- for compositions of more than one bookcase module, at least one kit should be used, plus a further kit every 170 cm of the composition.


If any desks are adjoined to the bookcase, we recommend removing the cabinet doors and storing them elsewhere for future configurations, and fixing the desk to the bookcase using the specific set of connector brackets.

Climbing on the bookcase is strictly prohibited.



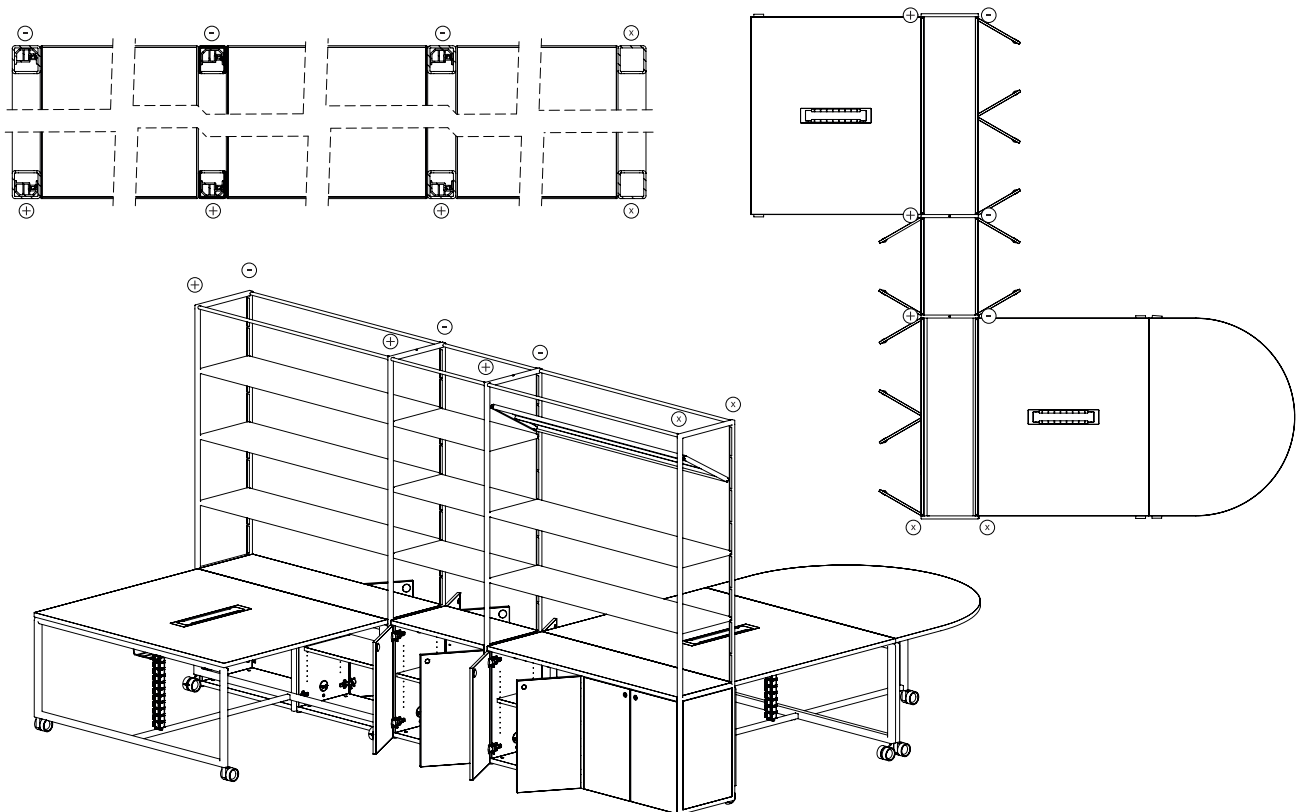


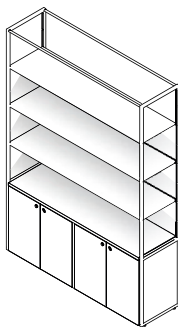
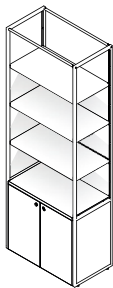
**6. Bookcases with LED lights**



The part of the structure above the closed cabinets supports the same height-adjustable metal shelving as the bookcase without lighting. The only difference is that in the bookcases with lighting, the shelves are fitted with touch-activated low-voltage LEDs. In this case, the tubular frame of the bookcase serves as a cable riser and low-voltage power conductor (24 Volts).

Before assembling the composition, we advise reading the instructions and identifying which uprights will be fitted with electric micro-tracks, and which side to position the positive and negative poles. Just one end frame in the entire composition will not be electrified.





## R) END MODULES WITH HINGED DOORS AND LED LIGHTS

F70BLC01 - F70BLC11 - F70BLC21

### Dimensions (in cm)

F70BLC01 **W**47 (effettiva 52) x **D**47 x **H**240

F70BLC11 **W**80 (effettiva 85) x **D**47 x **H**240

F70BLC21 **W**162,5 (effettiva 170) x **D**47 x **H**240

### Composition

**Pair of end frames\*:** these welded frames use a square-sectioned, epoxy powder coated profile measuring 25x25 mm. Slots on the inside of the uprights support the metal shelves.

They also feature threaded holes on one side to which to fix the components of the bookcase. On the upper surface there is a threaded hole in which to insert the ceiling attachment system. Only one of the two frames will contain the micro-tracks.

**Pair of upper tubular bars:** these Ø20-mm tubes connect the upper part of one frame with the next, using turned pins. Epoxy powder coated.

**Metal shelving:** made with a sheet of folded, epoxy powder coated metal. It includes a reinforcing rib in the lower part, which also serves to house any LED lights. These Ø20-mm tubes connect one frame with the next, using turned pins. Epoxy powder coated. On the underside, near the short edges are two folded sheet metal covers which, in addition to reinforcing the product, also serve to hide the light cables. These can be easily unscrewed and removed.

**Top of cabinet:** MDF panel faced with decorative paper, impregnated with melamine resins, or chipboard panel covered in linoleum on the upper surface, and balancing laminate on the underside. Thickness 28 mm. The edge of the top always matches the body of the product. Only the 162.5-cm module features a top that joins together two compartments, which are separated by a H75-cm metal frame.

**Base:** MDF panel faced with decorative paper, impregnated with melamine resins.

**Internal dividers:** MDF panels faced with decorative paper, impregnated with melamine resins. These include a rack of holes for the attachment of a height-adjustable shelf, in addition to holes for the attachment of mounting plates for the door hinges in both the front and the rear, so as to offer maximum flexibility of configuration. The side panels also have two cable holes, one towards the top and another towards the bottom, for convenient cable management.

**Doors:** MDF panel faced with decorative paper, impregnated with melamine resins. With plastic ring handle and dampered hinges. The number of doors varies according to the model. The doors of the 80-cm and 162.5-cm modules are interchangeable, unlike those of the L47-cm module.


**Shelves:** in 22-mm-thick wood, height adjustable. One wooden shelf is also supplied for each compartment.

**Outer sides:** also described as external covering panels, these clip onto the outside of the composition using the hardware provided. They sink flush into the lower part of the end frame. They are made of MDF panels faced with decorative paper, impregnated with melamine resins.

### Accessories supplied as standard

**Feet:** the metal frames are fitted with adjustable metal feet.



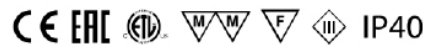
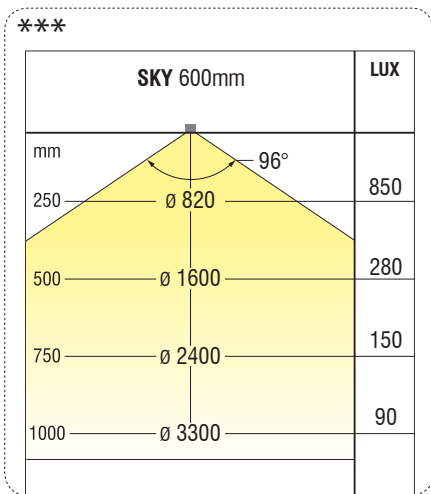


**Ceiling attachment kit for bookcases (max 3 m):** The kit includes an eyebolt, a steel cable with blocker at one end, and a loop at the other, complete with hooked screw anchor. The kit extends to a maximum distance of approx. 3 metres, or it can be cut to measure if required.

**Pair of electrified micro-tracks\*\*:** two extruded black plastic tracks: one of them is fitted with a profile with a positive pole, and the other, a profile with a negative pole. The two wires are joined by an additional Y-cable before running into the driver. In some installations, if necessary, it is possible to use extension cables, which are supplied. Before inserting the micro-tracks into the frames, the steel plates provided should be screwed to them, thus fixing them in the correct position.

**LED lamp\*\*\*:** Each bookcase module with LED includes as many lamps as there are shelves. Each lamp consists of an opal polycarbonate profile for recessed installation, fitted with 11.4W/m LEDs, complete with aluminium heatsink. A wire with positive pole and one with a negative pole run from one end of the profile. These wires feature a mechanism with a brass connector that conveys the energy required to light the lamp. Each lamp has an aluminium clip to attach to the inside of the profile welded at the centre line under the shelves.

Voltage: 24 V  
 Temperature: 3000 °K  
 Luminous efficacy: 108-118 lm/W  
 Blue-light hazard: Group 0  
 CRI: >80



**AC adapter\*\*\*\*:** Each bookcase module with LED includes a 60W driver which supplies all the lamps in that module. Independent LED driver with cable and plug for indoor use, stabilized voltage, 24 V; protected from short circuits and power surges.

Input voltage: 220V±240V  
 Frequency: 50...60Hz  
 Output voltage: 24 V  
 Power: 60W



**How it is delivered**

Unmounted

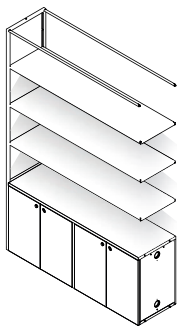
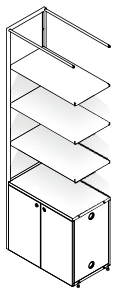
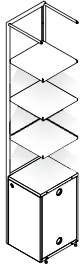
**Notes**

Each module comes with three metal shelves which can be repositioned at any level desired. A ceiling attachment kit is included with each module. The number of ceiling attachment kits to be used should be decided according to the individual composition. We recommend following this rationale:

- for compositions of a single module, two ceiling attachment kits should be used.
- for compositions of more than one bookcase module, at least one kit should be used, plus a further kit every 170 cm of the composition.

If any desks are adjoined to the bookcase, we recommend removing the cabinet doors and storing them elsewhere for future configurations, and fixing the desk to the bookcase using the specific set of connector brackets.

Climbing on the bookcase is strictly prohibited.



## S) INTERMEDIATE MODULES WITH HINGED DOORS AND LED LIGHTING SYSTEM.

F70BLI01 - F70BLI11 - F70BLI21

### Dimensions (in cm)

F70BLI01 **W**47 (effettiva 49,5) x **D**47 x **H**240

F70BLI11 **W**80 (effettiva 82,5) x **D**47 x **H**240

F70BLI21 **W**162,5 (effettiva 165) x **D**47 x **H**240

### Composition

**Intermediate frame\*:** this welded frame uses a square-sectioned, epoxy powder coated profile measuring 25x25 mm. Slots on the inside of the uprights support the metal shelves, and there are threaded holes on both sides, on which to fix the components of the bookcase. On the upper surface there is a threaded hole in which to insert the ceiling attachment system

**Pair of upper tubular bars:** these Ø20-mm tubes connect the upper part of one frame with the next, using turned pins. Epoxy powder coated.

**Metal shelving:** made with a sheet of folded, epoxy powder coated metal. It includes a reinforcing rib in the lower part, which also serves to house any LED lights. These Ø20-mm tubes connect one frame with the next, using turned pins. Epoxy powder coated. On the underside, near the short edges are two folded sheet metal covers which, in addition to reinforcing the product, also serve to hide the light cables. These can be easily unscrewed and removed.

**Top of cabinet:** MDF panel faced with decorative paper, impregnated with melamine resins, or chipboard panel covered in linoleum on the upper surface, and balancing laminate on the underside. Thickness 28 mm. The edge of the top always matches the body of the product. Only the 162.5-cm module features a top that joins together two compartments, which are separated by a H75-cm metal frame.

**Base:** MDF panel faced with decorative paper, impregnated with melamine resins.

**Internal dividers:** MDF panels faced with decorative paper, impregnated with melamine resins. These include a rack of holes for the attachment of a height-adjustable shelf, in addition to holes for the attachment of mounting plates for the door hinges in both the front and the rear, so as to offer maximum flexibility of configuration. The side panels also have two cable holes, one towards the top and another towards the bottom, for convenient cable management.

**Doors:** MDF panel faced with decorative paper, impregnated with melamine resins. With plastic ring handle and dampered hinges. The number of doors varies according to the model. The doors of the 80-cm and 162.5-cm modules are interchangeable, unlike those of the L47-cm module.


**Shelves:** in 22-mm-thick wood, height adjustable. One wooden shelf is also supplied for each compartment.


### Accessories supplied as standard

**Feet:** the metal frames are fitted with adjustable metal feet.

**Ceiling attachment kit for bookcases (max 3 m):** The kit includes an eyebolt, a steel cable with blocker at one end, and a loop at the other, complete with hooked screw anchor. The kit extends to a maximum distance of approx. 3 metres, or it can be cut to measure if required.

**Pair of electrified micro-tracks\*\*:** two extruded black plastic tracks: one of them is

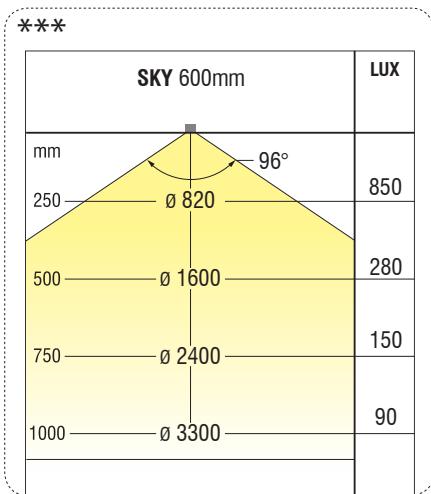




fitted with a profile with a positive pole, and the other, a profile with a negative pole. The two wires are joined by an additional Y-cable before running into the driver. In some installations, if necessary, it is possible to use extension cables, which are supplied. Before inserting the micro-tracks into the frames, the steel plates provided should be screwed to them, thus fixing them in the correct position.

**LED lamp\*\*\*:** Each bookcase module with LED includes as many lamps as there are shelves. Each lamp consists of an opal polycarbonate profile for recessed installation, fitted with 11.4W/m LEDs, complete with aluminium heatsink. A wire with positive pole and one with a negative pole run from one end of the profile. These wires feature a mechanism with a brass connector that conveys the energy required to light the lamp. Each lamp has an aluminium clip to attach to the inside of the profile welded at the centre line under the shelves.

Voltage: 24 V  
 Temperature: 3000 °K  
 Luminous efficacy: 108-118 lm/W  
 Blue-light hazard: Group 0  
 CRI: >80



**AC adapter\*\*\*\*:** Each bookcase module with LED includes a 60W driver which supplies all the lamps in that module. Independent LED driver with cable and plug for indoor use, stabilized voltage, 24 V; protected from short circuits and power surges.

Input voltage: 220V±240V  
 Frequency: 50...60Hz  
 Output voltage: 24 V  
 Power: 60W



**How it is delivered**

Unmounted

**Notes**

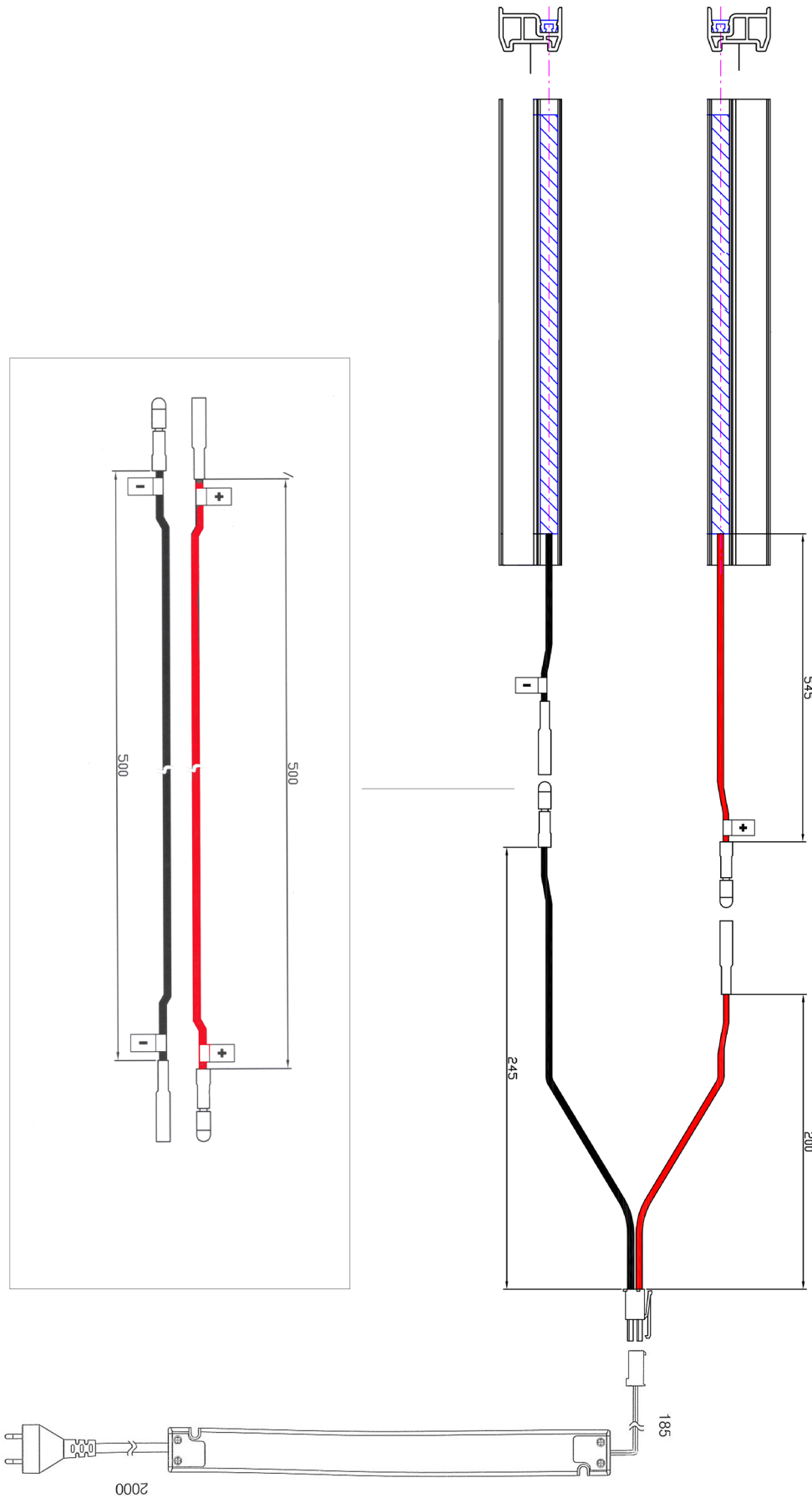
Each module comes with three metal shelves which can be repositioned at any level desired. A ceiling attachment kit is included with each module. The number of ceiling attachment kits to be used should be decided according to the individual composition. We recommend following this rationale:

- for compositions of a single module, two ceiling attachment kits should be used.
- for compositions of more than one bookcase module, at least one kit should be used, plus a further kit every 170 cm of the composition.

If any desks are adjoined to the bookcase, we recommend removing the cabinet doors and storing them elsewhere for future configurations, and fixing the desk to the bookcase using the specific set of connector brackets.

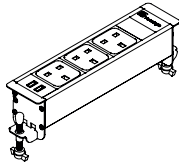
Climbing on the bookcase is strictly prohibited.





**7. Accessories**

All desks can be configured for the use of under-top drawers on request.  
Collaboration and touchdown tables with slots should be completed by ordering the specific multi-socket and cable riser.



### T) RECESSED MULTI-SOCKETS

F90AC080 - F90AC088

#### Dimensions (in cm)

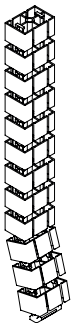
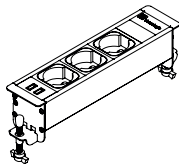
**W**26,8 x **D**6,2 x **H**7

#### Composition

Multi-socket with three Schuko or UK sockets and two 5V USB charger sockets. Attaches to the edge of the worktop using two clamp elements.

#### How it is delivered

One piece, complete with 2-m power cable with socket (EU or UK) and clamps for fastening.



### U) CABLE RISER, H75 CM

F70CD001

#### Dimensions (in cm)

**W**6 x **D**4 x **H**50 ca

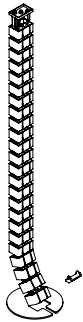
#### Composition

The cable riser for H75 desks is comprised of modular plastic pieces that snap together. Each piece is rectangular in cross-section, and accommodates cables, guiding them from the lower bar to the under-desk tray. The cable riser is fitted with a rubber element and a magnet, so that it can be freely attached to the lower level, or screwed to the threaded hole in the tray tab (screw supplied).

#### How it is delivered

Unmounted





### V) CABLE RISER, H105 CM

F90CD006

#### Dimensions (in cm)

W6 x D4 x H102 ca

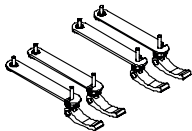
#### Composition

The cable riser for H105 desks is comprised of modular plastic pieces that snap together. Each piece is rectangular in cross-section, and accommodates cables, guiding them from the lower bar or floor to the underside of the top.

The cable riser must be screwed to the underside of the top using wood screws, and can be configured in one of two ways at floor level: with a steel plate which can be freely positioned on the floor, or with a rubber element fitted with a magnet, so that it can be freely attached to any part of the table structure.

#### How it is delivered

Unmounted



### X) SET OF 4 CONNECTING BRACKETS

F90CD006

#### Dimensions (in cm)

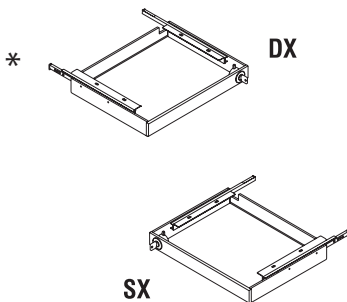
--

#### Composition

Set of four powder-coated steel brackets, some 3 mm thick, complete with hardware for firm attachment of one top to the next, or to join the table to a bookcase.

#### How it is delivered

Unmounted



### Y) METAL DRAWER FOR ATTACHMENT UNDER TOP

F90DW002

#### Dimensions (in cm)

W35 x D23 x H4

#### Composition

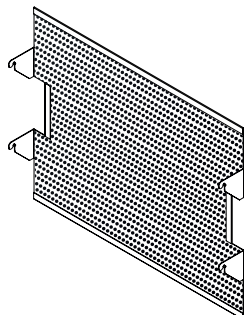
Shaped and folded sheet metal drawer.  
Available in left- and right-side versions.  
Fitted with lock.

#### How it is delivered

As one piece

#### Notes

Attaches to underside of desk top using wood screws.  
Please request specific drilling of underside as a special option.



## Z) SHEET METAL CASING WITH SHELF BRACKETS

F70AC025

### Dimensions (in cm)

W6 x D4 x H102 ca

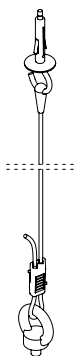
### Composition

Shaped and folded sheet metal casing.

This is positioned on an open compartment of an L80 bookcase, using the shelf-brackets included.

### How it is delivered

As one piece



## À) CEILING ATTACHMENT KIT FOR BOOKCASES (MAX 3 M)

F90AC091

### Dimensions (in cm)

--

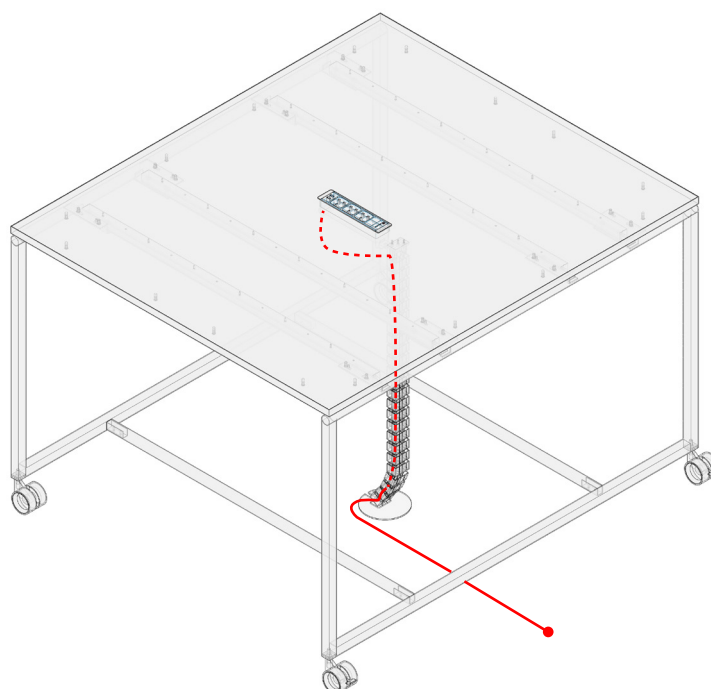
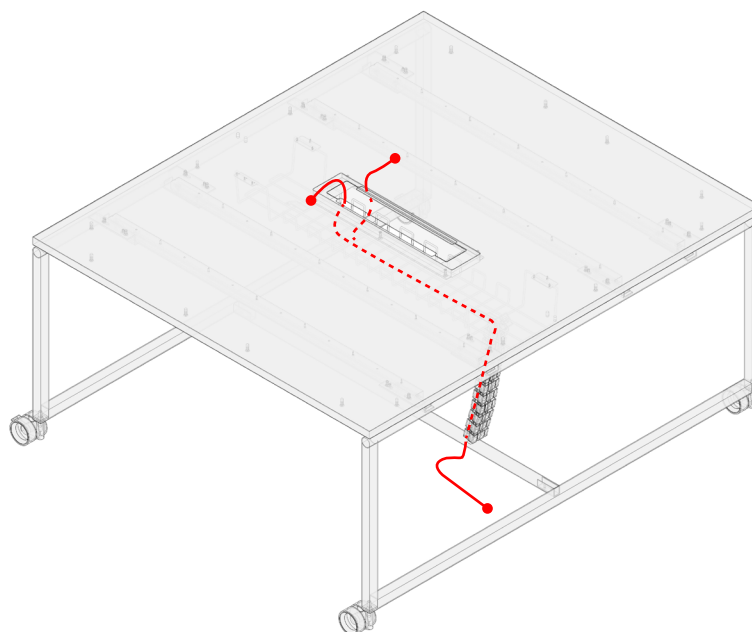
### Composition

The kit includes an eyebolt, a steel cable with blocker at one end, and a loop at the other, complete with hooked screw anchor. The kit extends to a maximum distance of approx. 3 metres, or it can be cut to measure if required.


### How it is delivered

Unmounted



**15) Sample electrical connections****WARNING: always comply with local regulations regarding electrical connections!**

**Wooden panels and elements**


<b>CHIPBOARD</b>				
	Panel thickness	8-13 mm	13-20 mm	25-32 mm
Specific weight of panel	710 kg/m <sup>3</sup> ±7%	700 kg/m <sup>3</sup> ±7%	670 kg/m <sup>3</sup> ±7%	
Mechanical performance	Complies with standards UNI EN 312 and UNI EN 13986			
Reaction to fire	European class D-s2,d0, as per EN13501 / Italian class 2, as per UNI 9177/08			
Binders used	Urea-formaldehyde-based resins			
Formaldehyde	Low formaldehyde content, formaldehyde class E1, CARB Phase 2 compliant, Italian decree D.M. 10/10/2008 compliant.			

Facing: physical and mechanical performance	Assessment of surface resistance to various products (UNI EN12720)	Class B*
	Assessment of surface resistance to abrasion (UNI 9115)	Level 5 - Solid colours Level 3 - Wood
	Assessment of resistance to dry heat (UNI EN12722)	Class B*
	Assessment of resistance to wet heat (UNI EN12721)	Class B*
	Surface resistance to cigarettes (UNI 9241)	Level 3
	Surface resistance to light (UNI 9427)	Level 5
	Surface resistance to scratching (UNI 9428)	Level 4
	Resistance to dirt (UNI 9300)	Level 4
* in compliance with standard UNI U41101400		

High pressure rewritable-decorative PRINT HPL laminate:  physical-mechanical characteristics	Density (ISO 1183)	1,35 gr/cm <sup>3</sup>
	Assessment of surface resistance to abrasion (EN 438-2.10)	IP 150
	Assessment of resistance to dry heat ( (160° C) (EN 438-2.16)	Level 3 - 4
	Assessment of resistance to wet heat (100° C) (EN 438-2.18)	Level 3 - 4
	Resistance to scratching (EN 438-2.25)	≥ 2
	Resistance to dirt (EN 438-2.26)	Level 4 - 5
	Lightfastness (EN 438-2.27)	Level 4
	Calorific power	18 - 20 MJ/kg
* in compliance with European Standard EN 438 and International Standard ISO 4586		

For binding specifications on colours and finishes, please order the kit of materials and fabrics available for Fantoni products.


**Wooden panels and elements**


<b>MDF</b>				
	Panel thickness	12-19 mm	19-30 mm	30-45 mm
Specific weight of panel	760 kg/m <sup>3</sup> ±5%	730 kg/m <sup>3</sup> ±5%	730 kg/m <sup>3</sup> ±5%	
Mechanical performance	Complies with standards UNI EN 622-5 and UNI EN 13986			
Reaction to fire	European class D-s2,d0, as per EN13501 / Italian class 2, as per UNI 9177/08			
Binders used	Urea-formaldehyde-based resins			
Formaldehyde	Low formaldehyde content, formaldehyde class E1, CARB Phase 2 compliant, Italian decree D.M. 10/10/2008 compliant.			

Facing: physical and mechanical performance	Assessment of surface resistance to various products (UNI EN12720)	Class B*
	Assessment of surface resistance to abrasion (UNI 9115)	Level 5 - Solid colours Level 3 - Wood
	Assessment of resistance to dry heat (UNI EN12722)	Class B*
	Assessment of resistance to wet heat (UNI EN12721)	Class B*
	Surface resistance to cigarettes (UNI 9241)	Level 3
	Surface resistance to light (UNI 9427)	Level 5
	Surface resistance to scratching (UNI 9428)	Level 4
	Resistance to dirt (UNI 9300)	Level 4
* in compliance with standard UNI U41101400		

For binding specifications on colours and finishes, please order the kit of materials and fabrics available for Fantoni products.

## Coverings

<b>Cat. A</b> <b>100% TREVIRA CS</b>	
Composition	100% Trevira CS Polyester
Weight	approx. 470 G/LM
Abrasion resistance	Martindale test UNI EN ISO 12947-2, 100,000 revolutions ± 10%
Pilling	Martindale test UNI EN ISO 12945-2 - Tolerance: from 4 to 5
Fire performance	UNI 9175 Class 1M -- EN 1021 1&2 -- California Bulletin CAL 117-E-Class 1 -- IMO MSC 307(88) Annex 1 part 8 -- MED Certificate IMO -- DIN 4102 B1 -- NFP 92-503/504/505 M1 -- BS 5852 Part 1 0.1 Cigarette & match -- BS 5852 Crib 5 -- Class One UNI 9175 Class 1 I EMNE -- ÖNORM B 3825-B1-3800-Q1 UK -- FAR/JAR 25,853 (a) (i) (ii) -- BS 7176 Medium Hazard -- AM 18 - NF D 60-013 -- CA TB 117-2013 The degree of fire resistance depends on the type of foam used.
Lightfastness of colour	Xenotest UNI EN ISO 105 / B02 – Tolerance: from 5 to 7
Colour fastness to rubbing	UNI EN ISO 105-X12 – Tolerance: from 4 to 5
Maintenance	Clean as normal with a vacuum cleaner, wash with a slightly damp cloth or with a dry-clean stain remover, according to the type of stain.
Available colours	For the list of colours, please consult the current sample books

<b>Cat. 1</b> <b>Polyester</b>	
Composition	100% Polyester
Weight	315 g/lm
Abrasion resistance	Martindale test BS 5690/79 40000 revolutions
Reaction to fire	BS EN 1021 - 2 (Match) Note: the reaction to fire depends on the foam used.
Lightfastness of colour	Xenotest 5
Maintenance	Clean normally with a vacuum cleaner, or wash gently with water.
Available colours	For the list of colours, please consult the current sample books.

**Use, assistance, maintenance, disassembly**

---

**RECOMMENDATIONS FOR USE**

The items in the Collection must only be used for their intended purpose, and in line with normal general precautions. Inappropriate use may lead to a risk of accidents.

**ASSISTANCE**

Assistance operations, such as replacing or repairing specific components, must be performed exclusively by specifically trained specialist staff.

**MAINTENANCE RECOMMENDATIONS**

We strongly advise against the use of abrasive products, be they liquids or otherwise, of solvents and acids, even in low dilutions.

**WOODEN FURNITURE AND PARTS**

Our furniture is made of panels with faced surfaces, produced using special procedures. They can be washed with neutral liquid detergents of the kind used for general domestic cleaning.

For everyday cleaning, use a normal damp cloth or a dust spray.

**CHROME-PLATED PARTS**

Clean with a soft cloth, slightly dampened with a steel-cleaning product.

**PLASTIC PARTS**

Use a soft cloth slightly dampened with water; do not rub too hard. Dry with a clean cloth.

**COVERING**

Consult the tables in the section on the characteristics of materials.

**LINOLEUM SURFACES**

Use a soft cloth slightly dampened with water; do not rub too hard. Dry with a clean cloth. When required, use a pH-neutral detergent.

This completely natural material is made mainly of wood fibre, cork and linseed oil. Any marks or small scratches will only enhance the surface, giving it a "well worn" look, but the surface can be regenerated, if the scratches are not too deep, by rubbing a walnut kernel over it, then wiping the area with a damp cloth.

The walnut oil will fill the groove.

**REWITABLE LAMINATE SURFACES**

In order for the surface to maintain its characteristics over time, this document contains some indications on the use of markers and cleaning instructions:

Before using the blackboard for the first time, it is recommended to moisten the surface with a suitable detergent and dry the residues with a cloth. It is very important to use soft, non-abrasive cloths to avoid irremediably damaging the writing surface.

Before writing, check that the blackboard is well dry and preferably use dry erasable whiteboard markers, whose strokes can be removed simply with a dry eraser.

Let the markers dry (usually after 8/10 seconds) before erasing.

Replace the eraser when it becomes too dirty.

It is recommended that you never use your bare hand to erase, so as not to compromise the normal cleaning of the blackboard.

It is recommended to wash the blackboard periodically with water and a soft cloth. It is also recommended to replace the cloth regularly and clean with small circular movements to obtain the best results. A thorough cleaning may be necessary if the writing is left on the blackboard for several days (see below), possibly with a commonly used detergent.

**RECOMMENDATIONS FOR DISASSEMBLY**

The furniture in the Collection is essentially composed of faced chipboard or MDF panels. Metal or plastic components are easy to disassemble, by reversing the procedure described in the assembly instructions, available from the Fantoni online portal.

For the disposal of materials, always comply with local regulations regarding the disposal and recycling of waste.



**Fantoni SpA**

I-33010 Osoppo/Udine  
Telefono +39 0432 9761  
Telefax +39 0432 986266  
info@fantoni.it  
www.fantoni.it

# ATELIER

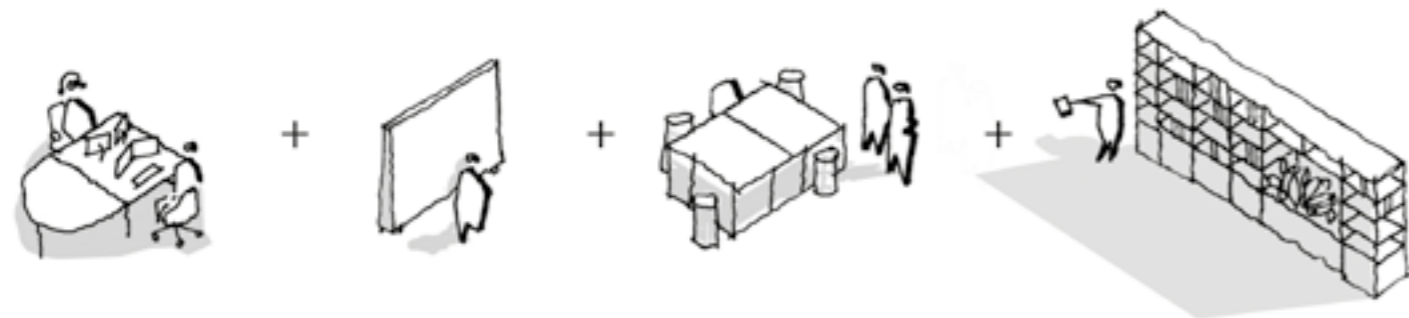
## COLLABORATIVE FURNITURE SOLUTION



**fantoni**

**ATELIER**  
COLLABORATIVE  
FURNITURE  
SOLUTION





"FLEXIBILITY THROUGH SIMPLICITY."

## Life is Flux. And so is work

Atelier è una soluzione d'arredo flessibile che nasce dal contesto di costante mutamento degli ambienti lavorativi a Londra e nelle altre città del mondo. In linea con le ultime tendenze del mondo ufficio, è in grado di rispondere a molteplici esigenze nella suddivisione degli spazi.

Conceived as a response to the ever-changing landscape of London's workplaces, and that of cities around the world, Atelier is an adaptive furniture solution. Reactive to current trends in workplace culture, it successfully combines a multiplicity of spatial functions.

Atelier ist ein flexibles Einrichtungsangebot für eine Arbeitswelt im ständigen Wandel in London und anderen Metropolen in aller Welt. Genau im Trend der aktuellen Organisation von Büroarbeit, entspricht sie den vielfältigen Anforderungen an eine dynamische Unterteilung der Räume.

Atelier est une solution d'ameublement flexible naissant du contexte en constante évolution des lieux de travail à Londres et dans les autres villes du monde entier. En ligne avec les dernières tendances du monde du bureau, ce programme est en mesure de répondre à une multiplicité de besoins dans la subdivision des espaces.

Atelier es una solución de mobiliario flexible que surge del contexto constantemente cambiante de los entornos laborales en Londres y en otras ciudades del mundo. En línea con las últimas tendencias en el mundo de la oficina, es capaz de responder a múltiples necesidades en la división de los espacios.

**Gensler**

designed in collaboration with Gensler as a product design consultant

## London headquarters

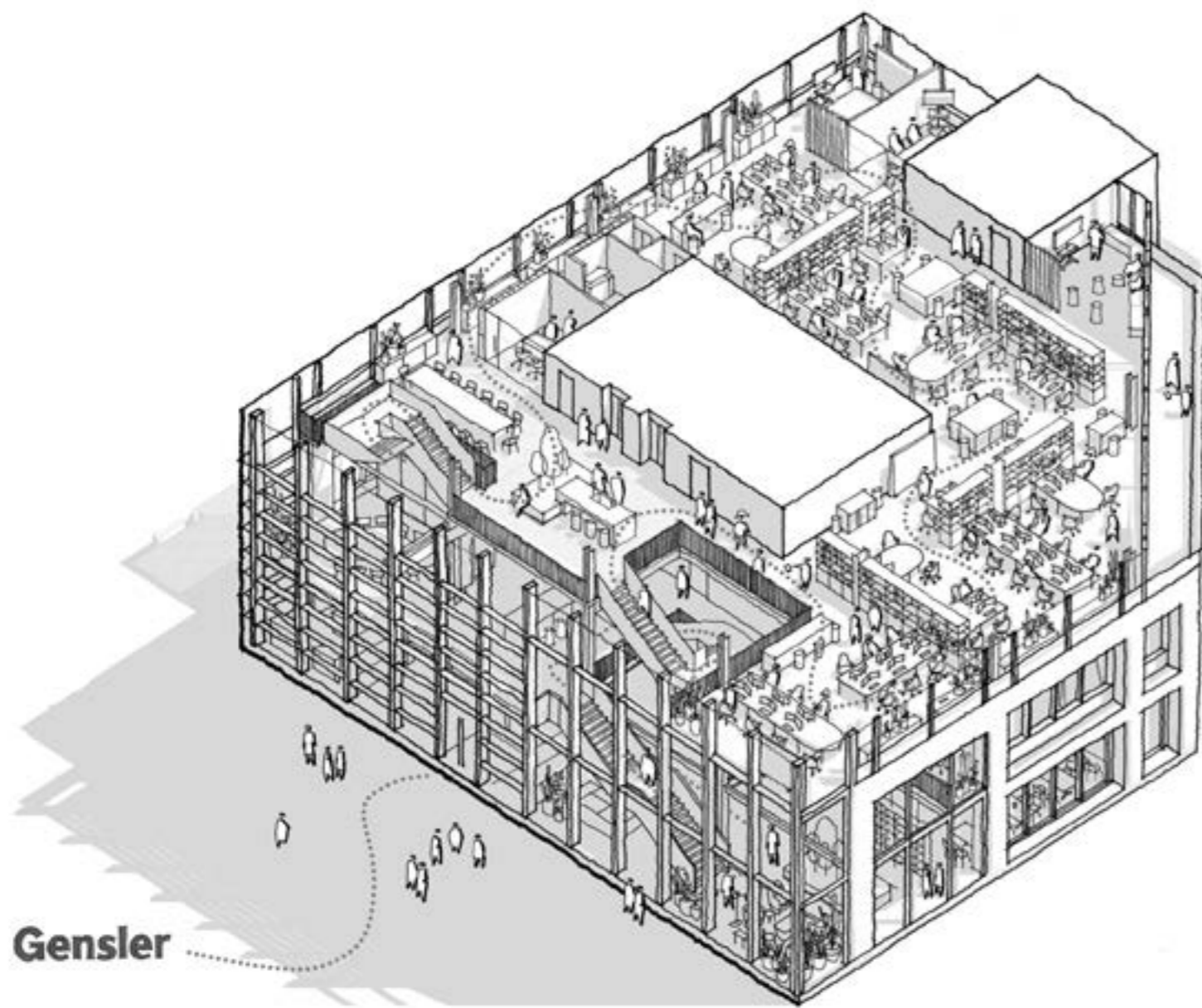

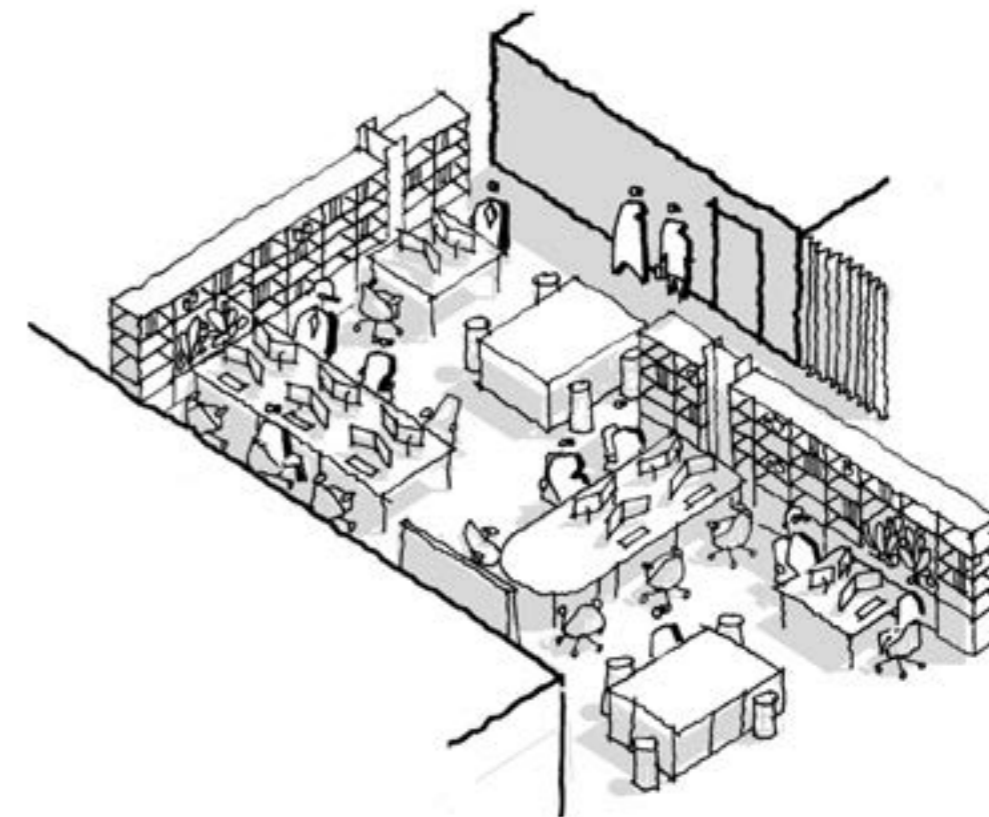
“Miravamo a creare un ambiente flessibile, con pochissimo spazio fisso, dando ai collaboratori la possibilità di rendere lo spazio proprio.” Così Philippe Paré, Design Principal di Gensler, descrive l'avvio della collaborazione con Fantoni per gli arredi dell'headquarter europeo di Gensler a Londra, sfociato nello sviluppo di Atelier.

“We wanted to create a flexible environment, with very few fixed items, so that employees could make the space their own.” This is how Philippe Paré, Design Principal at Gensler, describes the premise for their collaboration with Fantoni to create furniture for Gensler's European headquarters in London, which ultimately led to the development of Atelier.

„Unser Ziel war es, ein flexibles Ambiente mit einem sehr kleinen, fixen Bereich zu schaffen, um allen Mitarbeitern die Möglichkeit zu geben, ihren eigenen Raum zu gestalten.“ So beschreibt Philippe Paré, Design Principal von Gensler, den Beginn der Zusammenarbeit mit Fantoni für die Einrichtung der europäischen Firmenzentrale von Gensler in London, die zur Entwicklung von Atelier geführt hat.

« Nous voulions créer un environnement flexible, avec très peu d'espace fixe, en donnant à nos collaborateurs la possibilité de s'approprier l'espace. » C'est ainsi que Philippe Paré, Design Principal de Gensler, décrit le début de la collaboration avec Fantoni pour le mobilier du siège européen de Gensler à Londres, ayant abouti au développement du programme Atelier.

«Nuestro objetivo era crear un entorno flexible, con muy poco espacio fijo, dando a los empleados la oportunidad de hacer suyo el espacio.» Así es como Philippe Paré, Design Principal de Gensler, describe el inicio de la colaboración con Fantoni para el mobiliario de la sede europea de Gensler en Londres, que dio lugar al desarrollo de Atelier.



Gensler

# Atelier project


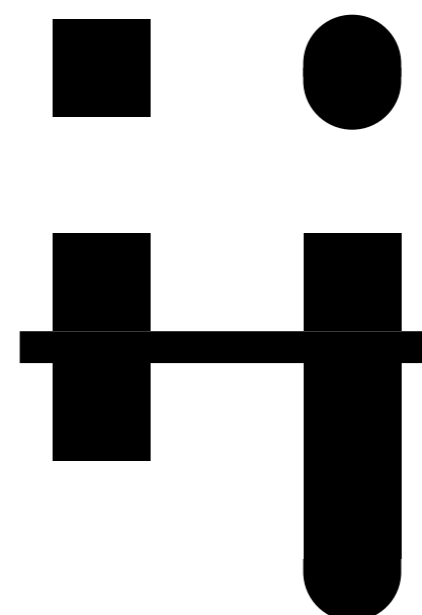
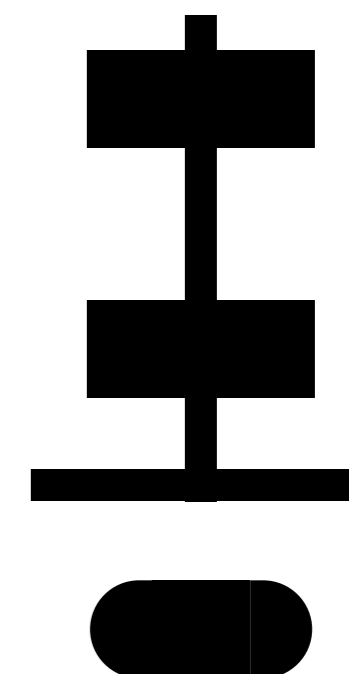
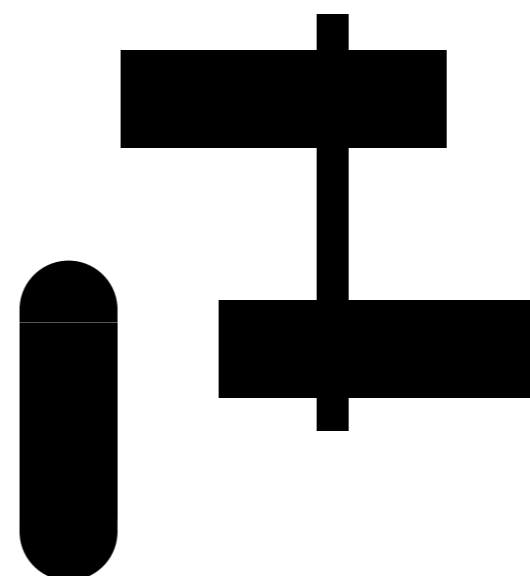

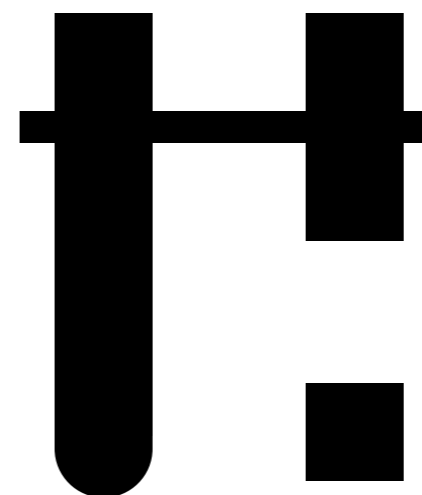
L'innovativo progetto Atelier garantisce flessibilità e consente una facile configurabilità degli spazi. Tale dinamicità favorisce il teamworking e lo sviluppo creativo dei diversi team, ridisegna ambienti di lavoro efficienti e versatili, offrendo longevità funzionale ed efficienza economica. La libreria, unico elemento fisso e centrale rispetto allo spazio, costituisce il perno attorno al quale ruota la progettazione del layout operativo.

The innovative concept of Atelier provides flexibility and allows for easy configuration of spaces. Its dynamic nature fosters collaboration and creative development within the various teams, redesigns efficient and versatile work environments, and offers functional longevity and economic efficiency. The centrally-positioned bookcase is the only fixed element, providing a lynchpin around which the working layout revolves.

Die innovative Linie Atelier sorgt für Flexibilität und Gestaltungsfreiheit. Diese Dynamik begünstigt Teamworking und die kreative Entwicklung der diversen Teams; Arbeitsbereiche können effizient und vielseitig neu definiert werden, sodass lange Funktionalität und wirtschaftliche Effizienz gewährleistet sind. Das Bücherregal als einziges fixes und zentrales Element im Raum ist der Angelpunkt, um den die Planung des operativen Layouts aufgebaut ist.

L'esprit innovant d'Atelier garantit la flexibilité et permet d'agencer facilement les espaces. Ce dynamisme favorise le travail de groupe et le développement créatif des différentes équipes ; il redessine des environnements de travail performants et polyvalents, en offrant la longévité fonctionnelle et l'efficacité économique. La bibliothèque, unique élément fixe et central par rapport à l'espace, constitue l'axe autour duquel tourne la conception de l'agencement opérationnel.

El innovador Atelier proporciona flexibilidad y permite una fácil configuración de los espacios. Este dinamismo fomenta la labor en equipo y el desarrollo creativo de los diferentes grupos, rediseñando entornos de trabajo eficientes y versátiles, ofreciendo longevidad funcional y eficiencia económica. La librería, único elemento fijo y central con respecto al espacio, es el eje en torno al cual gira el diseño de la disposición operativa.








Photo: Johan Dehlin

## A vision of design

Progettare significa innovare: condividendo questa filosofia, Fantoni e Gensler hanno immaginato un sistema di arredi iconici, efficienti ed altamente configurabili, adatti a sostenere le dinamiche dell'ufficio contemporaneo e ad interpretare le esigenze di un mondo del lavoro in continuo mutamento.

Designing means innovating: with this shared philosophy, Fantoni and Gensler imagined a system of iconic, efficient and highly configurable furniture that would suit the dynamics of the contemporary office and respond to the needs of an ever-changing work environment.

Entwickeln bedeutet erneuern: Mit dieser gemeinsamen Philosophie haben Fantoni und Gensler ein System ikonischer Möbel geschaffen. Effizient und sehr flexibel zusammenstellbar, sind sie bestens geeignet, die Dynamiken im zeitgemäßen Büro zu unterstützen und die Bedürfnisse einer Arbeitswelt im kontinuierlichen Wandel zu interpretieren.

Concevoir signifie innover : en partageant cette philosophie, Fantoni et Gensler ont imaginé un système de meubles iconiques, efficaces et hautement configurables, à même de soutenir les dynamiques du bureau contemporain et d'interpréter les besoins d'un monde du travail en perpétuelle évolution.

El diseño es sinónimo de innovación: compartiendo esta filosofía, Fantoni y Gensler han imaginado un sistema de mobiliario icónico, eficiente y altamente configurable, adecuado para soportar la dinámica de la oficina contemporánea e interpretar las necesidades de un mundo laboral en constante cambio.



## Modular structure

La struttura modulare di Atelier svela un nuovo modo di lavorare, sempre più agile, efficiente e interconnesso, ed è in grado di adattarsi facilmente ai cambiamenti determinati da una tale evoluzione. Il sistema di scrivanie e tavoli di servizio su ruote permette infatti di riconfigurare rapidamente i layout, adattandoli alle esigenze del team e ricreando così setting movibili nell'arco della stessa giornata lavorativa.

The modular structure of Atelier reveals a new way of working that is increasingly agile, efficient and interconnected, adapting easily to the changes brought about by this evolving world. The system of desks and service tables on casters makes it possible to quickly rearrange layouts to adapt to the needs of the team, thus creating settings that can shift and change within the course of the working day.

Die modulare Struktur von Atelier unterstützt eine neue, flexible, effiziente und vernetzte Arbeitsweise: Sie kann sich leicht an die Veränderungen anpassen, die diese Entwicklung mit sich bringt. Das System der Schreibtische und Beistelltische auf Rollen ermöglicht eine rasche Umgestaltung des Layouts und seine Anpassung an die Bedürfnisse von Teamarbeit, sodass an einem gleichen Arbeitstag unterschiedliche Anordnungen möglich sind.

La structure modulaire d'Atelier révèle une nouvelle manière de travailler, de plus en plus agile et efficace, et est en mesure de s'adapter facilement aux changements entraînés par cette évolution. Le système de bureaux et de tables de service sur roulettes permet en effet de reconfigurer rapidement l'agencement, en l'adaptant aux besoins de l'équipe et en recréant ainsi des configurations mobiles dans l'espace de la même journée de travail.

La estructura modular de Atelier desvela una nueva forma de trabajar cada vez más ágil, eficiente e interconectada, que puede adaptarse fácilmente a los cambios que esta evolución conlleva. El sistema de escritorios y mesas de servicio con ruedas permite reconfigurar rápidamente las disposiciones, adaptándolas a las necesidades del equipo y recreando así escenarios móviles en la misma jornada de trabajo.







## Onegloss

Anti-impronta, estremamente opaca e morbida al tatto, Onegloss è la superficie dal forte contenuto tecnologico e 100% riciclabile ideata da Fantoni per valorizzare l'estetica e la funzionalità della collezione Atelier.

Fingerprint-resistant, extremely matt and soft to the touch, Onegloss is a high-tech, 100% recyclable surface, designed by Fantoni to enhance the aesthetics and functionality of the Atelier collection.

Onegloss, keine Fingerabdrücke, extrem matt und weiche Haptik, ist eine technisch leistungsstarke Oberfläche und 100 % recyclingfähig, die von Fantoni entwickelt wurde, um Optik und Funktionalität der Kollektion Atelier zu bester Geltung zu bringen.

Anti-empreintes digitales, extrêmement mate et douce au toucher, Onegloss est la surface très performante du point de vue technologique et 100 % recyclable conçue par Fantoni pour mettre en valeur l'esthétique et la fonctionnalité de la collection Atelier.

Anti-huellas, extremadamente mate y suave al tacto, Onegloss es la superficie de alto contenido tecnológico y 100% reciclable diseñada por Fantoni para mejorar la estética y la funcionalidad de la colección Atelier.



100% RECYCLABLE



ANTI-FINGERPRINT



ANTI-REFLECTIVE



SOFT TOUCH



**Collaborative spaces.** La pinboard è utilizzabile sia dal lato rivestito in sughero che da quello in laminato riscrivibile e si può agganciare direttamente alla lavagna mobile, alla struttura modulare della libreria o alla parete grazie ad un set di tubi a muro. È disponibile in due misure: 74x121,9 cm e 74x161,9 cm.

**Collaborative spaces.** The pinboard has two usable sides, one in cork, the other in rewritable laminate, and can be attached directly to the mobile whiteboard, modular bookcase structure or wall, using a set of wall-mounted tubes. It comes in two sizes: 74x121.9 cm and 74x161.9 cm.

**Gemeinsame Bereiche.** Die Pinnwand kann auf der mit Kork verkleideten Seite wie auch auf der beschreibbaren Laminatseite verwendet werden; sie ist leicht direkt in der beweglichen Tafel, der modularen Struktur des Bücherregals oder dank einer Garnitur von Rohren an der Wand einhängbar. Erhältlich in zwei Maßen: 74x121,9 cm und 74x161,9 cm.



**Espaces de collaboration.** Le panneau d'affichage est utilisable aussi bien sur la face recouverte de liège que sur celle en stratifié effaçable et peut être accroché directement à la structure porte-tableau mobile, à la structure modulaire de la bibliothèque ou au mur au moyen d'un jeu de barres. Il est disponible en deux mesures : 74x121,9 cm et 74x161,9 cm.

**Espacios de colaboración.** El tablero de notas puede utilizarse tanto en la cara con revestimiento de corcho como en la de laminado sobre la que se puede escribir y enganchar directamente a la pizarra móvil, a la estructura modular de la librería o a la pared mediante un juego de tubos de pared. Disponible en dos medidas: 74x121,9 cm y 74x161,9 cm.

**Mobile office.** La mobile pinboard su ruote si compone di una struttura tubolare con un ripiano inferiore per depositare borse, zaini o altri oggetti voluminosi. Una soluzione dinamica che permette di tenere riunioni ovunque e di sganciare il pannello con appunti per portarlo alla propria postazione o condividerlo con altri collaboratori.

**Mobile office.** The mobile pinboard on casters has a tubular frame with a lower rack for storing bags, backpacks and other bulky items. This dynamic solution means you can hold meetings anywhere and unhook the clipboard to take it to your workstation or share it with other employees.

**Dynamisches Büro.** Das Pinnwand-Möbel auf Rollen besteht aus einer Metallrohrstruktur mit einem unteren Fach für die Ablage von Taschen, Rucksäcken oder sonstigen sperrigen Gegenständen. Eine dynamische Lösung, um überall Besprechungen abhalten zu können; die Tafel mit Notizen ist abnehmbar und kann zum eigenen Arbeitsplatz gebracht oder mit anderen Kollegen geteilt werden.

**Bureau mobile.** Le porte-tableau mobile sur roulettes se compose d'une structure tubulaire avec un plan inférieur pour déposer les sacs ou autres objets volumineux. Une solution dynamique qui permet d'organiser des réunions n'importe où et de décrocher le panneau avec les notes pour l'amener à son propre poste de travail ou le partager avec d'autres collègues.

**Oficina móvil.** El tablero de notas móvil con ruedas consiste en una estructura tubular con un estante inferior para guardar bolsas, mochilas u otros objetos voluminosos. Una solución dinámica que permite celebrar reuniones en cualquier lugar y desprender el tablero de notas para llevarlo a su propio puesto de trabajo o compartirlo con otros empleados.





**Libertà di scelta.** La configurazione dinamica di Atelier è completata da tre diverse tipologie di contenitori su ruote rispettivamente studiati per ambienti lavorativi creativi, per la raccolta differenziata e per il deposito in sicurezza di documentazione confidenziale. Un insieme di elementi funzionali che valorizza la multifunzionalità della collezione e ne sottolinea l'estrema elasticità compositiva.

**Freedom of choice.** The dynamic configuration of Atelier can be completed with three different types of storage unit on casters, respectively designed for creative working environments, for separate waste collection and for the secure storage of confidential documents. This set of handy cabinets makes the collection even more multi-functional and highlights its extreme flexibility.

**Freiheit der Wahl.** Die dynamische Konfiguration von Atelier wird durch drei verschiedene Rollcontainer komplettiert, die für kreative Arbeitsplätze, getrennte Müllsammlung und für die sichere Ablage vertraulicher Unterlagen entwickelt wurden. Dieses System der praktischen Elemente bringt die multifunktionellen Eigenschaften der Kollektion zu bester Geltung und unterstreicht ihre extreme gestalterische Flexibilität.

**Liberté de choix.** La configuration dynamique d'Atelier est complétée par trois typologies différentes de meubles sur roulettes conçus respectivement pour des environnements de travail créatifs, pour le tri sélectif des déchets et pour le dépôt sécurisé de documentation confidentielle. Un ensemble d'éléments fonctionnels qui valorise la multifonctionnalité de la collection et en souligne la grande flexibilité de composition.

**Libertad de elección.** La configuración dinámica de Atelier se completa con tres tipos diferentes de contenedores con ruedas, diseñados respectivamente para entornos de trabajo creativos, para la recogida selectiva de residuos y para el almacenamiento seguro de documentación confidencial. Un conjunto de elementos funcionales que realza la multifuncionalidad de la colección y remarca su extrema flexibilidad compositiva.



**Open layout.** La libreria freestanding bifacciale è l'asse attorno al quale tavoli, contenitori e pinboard mobili si collocano liberamente. Disponibile nella versione alta e bassa, quest'ultima variante presenta cesti in rete metallica per contenere materiali d'ufficio o elementi decorativi. Le postazioni di lavoro, dinamiche e modulabili, possono essere facilmente riconfigurate in collaboration table, tavoli riunione ideali per meeting informali.

**Open layout.** The double-sided freestanding bookcase forms an axis around which tables, containers and mobile pinboards can be freely arranged. Available in high and low versions, the latter of which features wire mesh baskets to hold office supplies or decorative items. The dynamic, modular workstations can be easily reconfigured to form collaboration tables perfect for informal meetings.

**Offenes Layout.** Das freistehende, zweiseitige Bücherregal ist die Achse, um die sich Tische, Container und bewegliche Pinnwand frei gruppieren. Erhältlich in der hohen und niedrigen Ausführung, die niedrige Variante ist mit Metallkörben für Büromaterial oder Ziergegenstände ausgestattet. Die Arbeitsplätze, dynamisch und wandlungsfähig, können ganz einfach zu Kollaborationstischen umgestaltet werden und ergeben ideale Besprechungstische für formlose Meetings.

**Agencement ouvert.** La bibliothèque autoportante double face est l'axe autour duquel les tables, les meubles de rangement et les tableaux mobiles peuvent être disposés librement. Elle est disponible dans la version haute et basse, cette dernière variante présentant des paniers en fil métallique pour contenir du matériel de bureau ou des éléments décoratifs. Les postes de travail, dynamiques et modulaires, peuvent être facilement reconfigurés en tables de collaboration, idéales pour des réunions informelles.

**Disposición abierta.** La librería independiente de doble cara es el eje alrededor del cual se pueden colocar libremente mesas, contenedores y tableros móviles. Disponible en versión alta y baja, esta última variante cuenta con cestas de malla metálica para almacenar material de oficina o elementos decorativos. Los puestos de trabajo dinámicos y modulares pueden reconfigurarse fácilmente en mesas de colaboración, mesas de reunión ideales para reuniones informales.



## Technical spaces

I ripiani metallici del modulo libreria possono essere accessoriati con un sistema di illuminazione opzionale e integrato di lampade a LED a bassa tensione, per garantire un comfort visivo uniforme ed equilibrato. Alla base del contenitore, raffinate soluzioni per l'organizzazione dei cavi della rete dati ed elettrica permettono un'agile gestione dei cablaggi.

The metal shelves of the bookcase module can be accessorised with an optional integrated lighting system using low-voltage LED lamps that ensure even, well-balanced visual comfort. The base of the cabinets contains elegant and agile cable management solutions for both data and electrical wiring.

Die Metallablagen im Bücherregalmodul können auf Wunsch mit einem Beleuchtungssystem ausgestattet werden, mit integrierten, energiesparenden LED-Lampen, die einen gleichförmigen, ausgewogenen Sichtkomfort garantieren. Am Containerboden gibt es raffinierte Lösungen für die Organisation von Datennetzwerks- und Stromkabeln, die eine effiziente Verkabelung ermöglichen.

Les étagères métalliques du module bibliothèque peuvent être équipées d'un système d'éclairage en option avec des lampes à LED basse tension, pour garantir un confort visuel uniforme et équilibré. À la base du meuble, des solutions raffinées pour l'organisation des câbles électriques et de données facilitent la gestion.

Los estantes metálicos del módulo de la librería pueden equiparse con un sistema de iluminación integrado opcional de lámparas de led de bajo voltaje para garantizar un confort visual uniforme y equilibrado. En la base del contenedor, las refinadas soluciones de organización de los cables de la red de datos y de alimentación eléctrica permiten una ágil gestión del cableado.





# ATELIER TECHNICAL DATA



Le misure sono indicate nel seguente ordine: lunghezza x profondità x altezza. L'abbreviazione è sempre WxDxH.

Measurements are given in the following order width x depth x height. The abbreviation is always WxDxH.

Die Abmessungen sind in folgender Reihenfolge angegeben: Breite x Tiefe x Höhe. Die Abkürzung ist immer WxDxH.

Les dimensions sont indiquées dans l'ordre suivant : longueur x profondeur x hauteur. L'abréviation est toujours WxDxH.

Las medidas se indican en el siguiente orden: longitud x profundidad x altura. La abreviatura es siempre WxDxH.




**Luce diffusa.** I ripiani metallici riposizionabili possono essere accessoriati con lampade a LED con accensione a contatto a bassa tensione. In questo caso la struttura tubolare della libreria funge sia da salita cavi sia da trasmettitore di corrente elettrica a basso voltaggio (24 V).

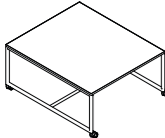
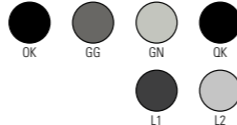
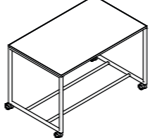
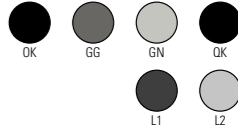
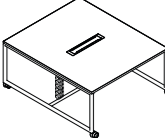


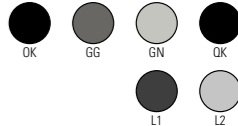
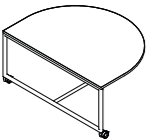
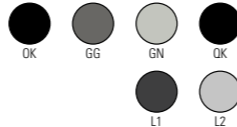
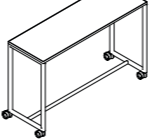
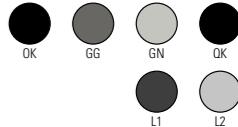
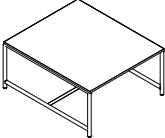


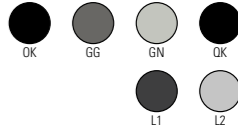
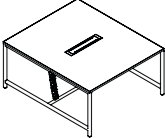
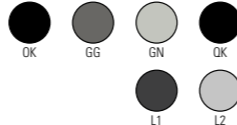
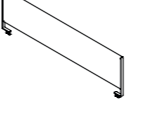
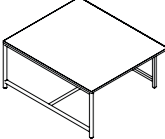
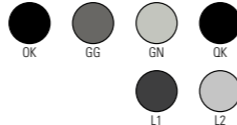
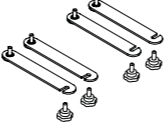
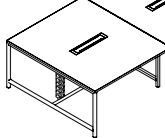
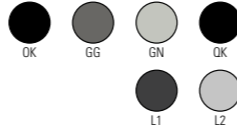
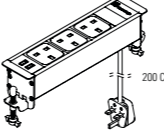
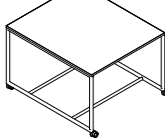

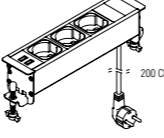
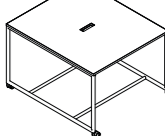
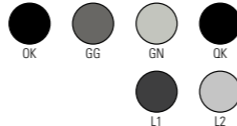
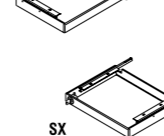
**Diffused light.** Repositionable metal shelves can be accessorised with LED lamps with low voltage touch activation. In this case, the tubular frame of the bookcase serves as a cable riser and low-voltage power conductor (24 V).

**Diffuses Licht.** Die verstellbaren Metallablagen können mit energiesparenden LED-Lampen ausgerüstet werden, die durch Berührung einschaltbar sind. In diesem Fall dient die rohrförmige Struktur des Bücherregals sowohl der Kabelführung nach oben als auch zur Übertragung der elektrischen Niederspannung (24 V).

**Lumière diffuse.** Les étagères métalliques réglables en hauteur peuvent être équipées de lampes à LED avec allumage par contact à basse tension. Dans ce cas, la structure tubulaire de la bibliothèque est utilisée tant pour la remontée des câbles que comme émetteur de courant électrique à bas voltage (24 V).

**Luz difusa.** Los estantes metálicos reposicionables pueden equiparse con lámparas de led con encendido a contacto de bajo voltaje. En este caso, la estructura tubular de la librería actúa a la vez como bandeja de cables y como transmisor de electricidad de baja tensión (24 V).



<p><b>F70DK101</b></p> 	<p>Scrivania doppia P162,5, su ruote / Double desk D162.5, on casters / Doppelschreibtisch T162,5, mit Rollen / Bureau double P162,5, avec roulettes / Escritorio doble P162,5, con ruedas</p> <p><b>cm</b> W140 x D162,5 x H75</p> <p><b>in</b> W55 x D64 x H29</p>	<p><b>Melaminico / Melamine / Melamin / Méla miné / Melaminico</b></p> <p><b>Linoleum / Linoleum / Linoleum / Linoléum / Linóleo</b></p> 	<p><b>F70TBM12</b></p> 	<p>Tavolo collaborativo P100 H105 / Collaboration table D100 H105 / Kollaborationstisch P100 H105 / Table collaborative P100 H105 / Mesa de colaboración P100 H105</p> <p><b>cm</b> W162,5 x D100 x H105</p> <p><b>in</b> W64 x D39 x H41</p>	<p><b>Melaminico / Melamine / Melamin / Méla miné / Melaminico</b></p> <p><b>Linoleum / Linoleum / Linoleum / Linoléum / Linóleo</b></p> 
<p><b>F70DK100</b></p> 	<p>Scrivania doppia P162,5 con top access, su ruote / Double desk D162.5 with top access, on casters / Doppelschreibtisch T162,5 mit Top Access, mit Rollen / Bureau double P162,5 avec trappe top access, avec roulettes / Escritorio doble P162,5 con top access, con ruedas</p> <p><b>cm</b> W140 x D162,5 x H75</p> <p><b>in</b> W55 x D64 x H29</p>	<p><b>Melaminico / Melamine / Melamin / Méla miné / Melaminico</b></p> <p><b>Linoleum / Linoleum / Linoleum / Linoléum / Linóleo</b></p> 	<p><b>F70TBM02</b></p> 	<p>Tavolo collaborativo P100 H105 con asola per multipresa / Collaboration table D100 H105 with multisocket cable slot / Kollaborationstisch P100 H105 mit Kabeldurchführung für Steckdosenleiste / Table de collaboration P100 H105 avec fente pour multiprise / Mesa de colaboración P100 H105 con ranura para regleta de enchufes</p> <p><b>cm</b> W162,5 x D100 x H105</p> <p><b>in</b> W64 x D39 x H41</p>	<p><b>Melaminico / Melamine / Melamin / Méla miné / Melaminico</b></p> <p><b>Linoleum / Linoleum / Linoleum / Linoléum / Linóleo</b></p> 
<p><b>F70TBM03</b></p> 	<p>Tavolo a semicerchio / Semi-circular table / Halbrunder Tisch / Table semi-circulaire / Mesa semicircular</p> <p><b>cm</b> W120 x D162,5 x H75</p> <p><b>in</b> W34.5 x D64 x H29</p>	<p><b>Melaminico / Melamine / Melamin / Méla miné / Melaminico</b></p> <p><b>Linoleum / Linoleum / Linoleum / Linoléum / Linóleo</b></p> 	<p><b>F70TBS11</b></p> 	<p>Tavolo touch-down / Touchdown table / Touchdown-Tisch / Table touch-down / Mesa touch-down</p> <p><b>cm</b> W162,5 x D55 x H105</p> <p><b>in</b> W64 x D39 x H41</p>	<p><b>Melaminico / Melamine / Melamin / Méla miné / Melaminico</b></p> <p><b>Linoleum / Linoleum / Linoleum / Linoléum / Linóleo</b></p> 
<p><b>F70DK103</b></p> 	<p>Scrivania doppia P162,5 / Double desk D162.5 / Doppelschreibtisch T162,5 / Bureau double P162,5 / Escritorio doble P162,5</p> <p><b>cm</b> W140 x D162,5 x H105</p> <p><b>in</b> W55 x D64 x H41</p>	<p><b>Melaminico / Melamine / Melamin / Méla miné / Melaminico</b></p> <p><b>Linoleum / Linoleum / Linoleum / Linoléum / Linóleo</b></p> 	<p><b>F70TBS01</b></p> 	<p>Tavolo touch-down con asola per multipresa F90AC088 / Touchdown table with with multisocket cable slot F90AC088 / Touchdown-Tisch mit Kabeldurchführung für Steckdosenleiste F90AC088 / Table touch-down avec fente pour multiprise F90AC088 / Mesa touch-down con ranura para regleta de enchufes F90AC088</p> <p><b>cm</b> W162,5 x D55 x H105</p> <p><b>in</b> W64 x D39 x H41</p>	<p><b>Melaminico / Melamine / Melamin / Méla miné / Melaminico</b></p> <p><b>Linoleum / Linoleum / Linoleum / Linoléum / Linóleo</b></p> 
<p><b>F70DK104</b></p> 	<p>Scrivania doppia P162,5 con top access / Double desk D162.5 with top access / Doppelschreibtisch T162,5 mit Top Access / Bureau double P162,5 avec trappe top access / Escritorio doble P162,5 con top access</p> <p><b>cm</b> W140 x D162,5 x H105</p> <p><b>in</b> W55 x D64 x H41</p>	<p><b>Melaminico / Melamine / Melamin / Méla miné / Melaminico</b></p> <p><b>Linoleum / Linoleum / Linoleum / Linoléum / Linóleo</b></p> 	<p><b>F70DPS01</b></p> 	<p>Schermo frontale rivestito in tessuto / Fabric-covered screen panel / Frontseitige stoffbezogene Abschirmung / Panneau écran revêtu en tissu / Panel frontal tapizado en tela</p> <p><b>cm</b> W139,9 x D2,5 x H40</p> <p><b>in</b> W55.1 x D1 x H15.7</p>	<p><b>Tessuto / Fabric / Stoff / Tissu / Tejido</b></p> <p><b>Cat. C</b></p>
<p><b>F70DKX00</b></p> 	<p>Scrivania multipla / Multiple desk / Mehrfachschreibtisch / Bureau multiple / Escritorio múltiple</p> <p><b>cm</b> W280 x D162,5 x H75</p> <p><b>in</b> W110 x D64 x H29</p>	<p><b>Melaminico / Melamine / Melamin / Méla miné / Melaminico</b></p> <p><b>Linoleum / Linoleum / Linoleum / Linoléum / Linóleo</b></p> 	<p><b>F70AC006</b></p> 	<p>Set di 4 staffe di collegamento con leva a camma / Set of 4 linking brackets with cam lever / Satz mit 4 Verbindungsbügeln mit Nockenhebel / Jeu de 4 étriers de liaison avec levier à came / Set de 4 abrazaderas de unión con palanca de leva</p> <p><b>cm</b> W139,9 x D2,5 x H40</p> <p><b>in</b> W55.1 x D1 x H15.7</p>	<p><b>Metallo / Metal / Metall / Métal / Metal</b></p> <p><b>6E</b></p>
<p><b>F70DKX01</b></p> 	<p>Scrivania multipla con top access / Multiple desk with top access / Mehrfachschreibtisch mit Top Access / Bureau multiple avec trappe top access / Escritorio múltiple con top access</p> <p><b>cm</b> W280 x D162,5 x H75</p> <p><b>in</b> W110 x D64 x H29</p>	<p><b>Melaminico / Melamine / Melamin / Méla miné / Melaminico</b></p> <p><b>Linoleum / Linoleum / Linoleum / Linoléum / Linóleo</b></p> 	<p><b>F90AC080</b></p> 	<p>Multipresa a incasso 3 x UK + 2 USB / Built-in socket 3 x UK + 2 USB / Einsetzbare Mehrfachsteckdose 3 x UK + 2 USB / Multiprise encastrée 3 x UK + 2 USB / Regleta de enchufes empotrada 3 x UK + 2 USB</p> <p><b>cm</b> W139,9 x D2,5 x H40</p> <p><b>in</b> W55.1 x D1 x H15.7</p>	<p><b>Alluminio / Aluminium / Aluminium / Aluminium / Aluminio</b></p> <p><b>7K</b></p>
<p><b>F70TBM11</b></p> 	<p>Tavolo collaborativo P162,5 H105 / Collaboration table D162.5 H105 / Kollaborationstisch P162,5 H105 / Table collaborative P162,5 H105 / Mesa de colaboración P162,5 H105</p> <p><b>cm</b> W140 x D162,5 x H105</p> <p><b>in</b> W55 x D64 x H41</p>	<p><b>Melaminico / Melamine / Melamin / Méla miné / Melaminico</b></p> <p><b>Linoleum / Linoleum / Linoleum / Linoléum / Linóleo</b></p> 	<p><b>F90AC088</b></p> 	<p>Multipresa a incasso 2.0 (3 x UNEL + 2 USB 5V) / Built-in multisocket 2.0 (3 x UNEL + 2 USB 5V) / Einsetzbare Mehrfachsteckdose 2.0 (3 x UNEL + 2 USB 5V) / Multiprise encastrée 2.0 (3 x UNEL + 2 USB 5V) / Regleta de enchufes empotrable 2.0 (3 x UNEL + 2 USB 5V)</p> <p><b>cm</b> W139,9 x D2,5 x H40</p> <p><b>in</b> W55.1 x D1 x H15.7</p>	<p><b>Plastica / Plastic / Plastique / Plástico</b></p> <p><b>9K 9W</b></p>
<p><b>F70TBM01</b></p> 	<p>Tavolo collaborativo P162,5 H105 con asola per multipresa / Collaboration table D162.5 H105 with multisocket cable slot / Kollaborationstisch P162.5 H105 mit Kabeldurchführung für Steckdosenleiste / Table collaborative P162,5 H105 avec fente pour multiprise / Mesa de colaboración P162,5 H105 con ranura para regleta de enchufes</p> <p><b>cm</b> W140 x D162,5 x H105</p> <p><b>in</b> W55 x D64 x H41</p>	<p><b>Melaminico / Melamine / Melamin / Méla miné / Melaminico</b></p> <p><b>Linoleum / Linoleum / Linoleum / Linoléum / Linóleo</b></p> 	<p><b>F90DW002</b></p> 	<p>Cassetto sottopiano in metallo (DX/SX) / Under-desk metal drawer (RH/LH) / Untertisch-Metallschublade (RS/LS) / Tiroir sous le plateau en métal (D/G) / Cajón de metal debajo del tablero (dcho./izdo.)</p> <p><b>cm</b> W35 x D23 x H4</p> <p><b>in</b> W13.8 x D9 x H1.6</p>	<p><b>Metallo / Metal / Metall / Métal / Metal</b></p> <p><b>6K 6W 6G</b></p>

<b>F70CBN01</b>	Contentitore Project storage / Project storage cabinet / Schrank Project Storage / Meuble Project storage / Armario Project Storage	<b>Melaminico / Melamine / Melamin / Méla miné / Melaminico</b> <b>Linoleum / Linoleum / Linoleum / Linoléum / Linóleo</b>	
	<b>cm</b> W162.5 x D55 x H105	<b>in</b> W64 x D21.7 x H41	

<b>F70CBN02</b>	Contentitore Bins / Bins cabinet / Schrank Bins / Meuble Bins / Armario Bins	<b>Melaminico / Melamine / Melamin / Méla miné / Melaminico</b> <b>Linoleum / Linoleum / Linoleum / Linoléum / Linóleo</b>	
	<b>cm</b> W162.5 x D55 x H105	<b>in</b> W64 x D21.7 x H41	

<b>F70CBN03</b>	Contentitore Confidential / Confidential cabinet / Schrank Confidential / Meuble Confidential / Armario Confidential	<b>Melaminico / Melamine / Melamin / Méla miné / Melaminico</b> <b>Linoleum / Linoleum / Linoleum / Linoléum / Linóleo</b>	
	<b>cm</b> W162.5 x D55 x H105	<b>in</b> W64 x D21.7 x H41	

<b>F70PB001</b>	Lavagna su ruote con pannello intermedio pinnabile rivestito in tessuto / Mobile board on casters with middle pinnable panel upholstered in fabric / Whiteboard auf Rollen mit pinnbarer Zwischenplatte, stoffbezogen / Tableau sur roulettes avec panneau central punaisable revêtu en tissu / Pizarra sobre ruedas y con panel intermedio pinchable tapizado en tela	<b>Tessuto / Fabric / Stoff / Tissu / Tejido</b>	<b>Cat. C</b>
	<b>cm</b> W167.5 x D42.7 x H199.2	<b>in</b> W65 x D16 x H78.4	

<b>F70PB002</b>	Lavagna su ruote con pannello intermedio in laminato riscrivibile / Mobile board on casters with middle panel in whiteboard laminate / Whiteboard auf Rollen mit wiederbeschreibbarer, laminiertes Zwischenplatte / Tableau sur roulettes avec panneau intermédiaire en laminé pour écriture effaçable / Pizarra sobre ruedas y con panel intermedio laminado para escribir	<b>Laminato lavagna riscrivibile / Whiteboard laminate / Tafel-Platten / Stratifié effet tableau / Laminado lavagna</b>	
	<b>cm</b> W167.5 x D42.7 x H199.2	<b>in</b> W65 x D16 x H78.4	

<b>F70DPP01</b>	Pinboard con un lato in sughero e uno in laminato riscrivibile, con ganci, per libreria H240 cm / Pinboard with one side in cork and one in whiteboard laminate, with hooks for attachment to H240 cm bookcase / Pinnwand mit einer Seite aus Kork und einer Seite aus wiederbeschreibbarem Laminat, mit Haken, für Bücherregal H240 cm / Panneau d'affichage avec un côté en liège et un côté en stratifié pour écriture effaçable, avec crochets, pour bibliothèque H240 cm / Tablero de anuncios con un lado de corcho y el otro en laminado para escribir, con ganchos, para la librería H240 cm		
	<b>cm</b> W74 x D1.8 x H161.9	<b>in</b> W29.1 x D0.7 x H63.7	

<b>F90AC080</b>	Pinboard con 2 lati in laminato riscrivibile, con ganci, per libreria H240 cm / Pinboard with both sides in whiteboard laminate, with hooks for attachment to H240 cm bookcases / Pinnwand mit 2 Seiten aus wiederbeschreibbarem Laminat, mit Haken, für Bücherregal H240 cm / Panneau d'affichage avec 2 côtés en stratifié pour écriture effaçable, avec crochets, pour bibliothèque H240 cm / Tablero de anuncios con 2 lados en laminado para escribir, con ganchos, para la librería de H240 cm		
	<b>cm</b> W74 x D1.8 x H161.9	<b>in</b> W29.1 x D0.7 x H63.7	

<b>F90AC088</b>	Pinboard con un lato in sughero e uno in laminato riscrivibile, con ganci, per libreria H200 cm / Pinboard with one side in cork and one in whiteboard laminate, with hooks for attachment to H200 cm bookcases / Pinnwand mit einer Seite aus Kork und einer Seite aus wiederbeschreibbarem Laminat, mit Haken, für Bücherregal H200 cm / Panneau d'affichage avec un côté en liège et un côté en stratifié pour écriture effaçable, avec crochets, pour bibliothèque H200 cm / Tablero de anuncios con un lado de corcho y el otro en laminado para escribir, con ganchos, para la librería H200 cm		
	<b>cm</b> W74 x D1.8 x H121.9	<b>in</b> W29.1 x D0.7 x H48	

<b>F70CD001</b>	Pinboard con 2 lati in laminato riscrivibile, con ganci, per libreria H200 cm / Pinboard with both sides in whiteboard laminate, with hooks for attachment to H200 cm bookcases / Pinnwand mit 2 Seiten aus wiederbeschreibbarem Laminat, mit Haken, für Bücherregal H200 cm / Panneau d'affichage avec 2 côtés en stratifié pour écriture effaçable, avec crochets, pour bibliothèque H200 cm / Tablero de anuncios con 2 lados en laminado para escribir, con ganchos, para la librería de H200 cm		
	<b>cm</b> W74 x D1.8 x H121.9	<b>in</b> W29.1 x D0.7 x H48	



<b>F90AC091</b>	Kit per il fissaggio al soffitto delle librerie (max 3 m) / Kit for ceiling attachment (max 3 m) / Kit zur Befestigung von Bücherschränken an der Decke (max. 3 m) / Le Jeu de fixation des bibliothèques au plafond (max 3 m) / Kit para fijar las librerías al techo (máx. 3 m)		
	<b>cm</b> W252 x D12.5 x H3	<b>in</b> W99.2 x D4.9 x H1.2	

<b>F90CD006</b>	Set di 3 tubi per appendimento delle lavagne a muro / Set of 3 tubes for hanging the pinboards to the wall / Set mit 3 Rohren zum Aufhängen der Pinnwand an der Wand / Jeu de 3 tubes pour accrocher les tableaux au mur / Set de 3 tubos para colgar los tableros de anuncios en la pared	<b>Metallo / Metal / Metall / Métal / Metal</b>	
	<b>cm</b> W252 x D12.5 x H3	<b>in</b> W99.2 x D4.9 x H1.2	

<b>F70AC032</b>	Cesto in rete metallica da appendere alla coppia di tubi sulla parte superiore delle librerie / Wire mesh basket for hanging onto the pair of tubes at the top of the bookcase / Drahtgeflechtkorb zum Aufhängen an den beiden Rohren auf der Oberseite der Bücherregale / Panier en treillis métallique à accrocher à la paire de tuyaux dans la partie supérieure de la bibliothèque / Bandeja de red metálica para colgar al par de tubos en la parte superior de las librerías	<b>Metallo / Metal / Metall / Métal / Metal</b>	
	<b>cm</b> W70 x D48.5 x H12	<b>in</b> W27 x D19.1 x H4.7	

<b>F70AC025</b>	Carter in lamiera metallica con reggipiano / Metal sheet carter with shelf support / Carter aus Stahlblech mit Regalauflage / Carter en tôle avec support pour étagère / Carter de chapa con soporte para estantes	<b>Metallo / Metal / Metall / Métal / Metal</b>	
	<b>cm</b> W76 x D9 x H60	<b>in</b> W29.9 x D3.5 x H23.6	

<b>F70BLC01</b>	Modulo di partenza da 47 cm con 3 ripiani in metallo con LED / Starting module W47 cm with 3 metal shelves with LED lamp / Startmodul 47 cm mit 3 Metallablagen mit LED-Leuchte / Unité de départ 47 cm avec 3 étagères en métal avec LED / Módulo inicial de 47 cm con 3 estantes metálicos con led	<b>Melaminico / Melamine / Melamin / Méla miné / Melaminico</b> <b>Linoleum / Linoleum / Linoleum / Linoléum / Linóleo</b>	
	<b>cm</b> W47 x D47 x H240	<b>in</b> W18 x D18 x H94	

<b>F70BLC11</b>	Modulo di partenza da 80 cm con 3 ripiani in metallo con LED / Starting module W80 cm with 3 metal shelves with LED lamp / Startmodul 80 cm mit 3 Metallablagen mit LED-Leuchte / Unité de départ 80 cm avec 3 étagères en métal avec LED / Módulo inicial de 80 cm con 3 estantes metálicos con led	<b>Melaminico / Melamine / Melamin / Méla miné / Melaminico</b> <b>Linoleum / Linoleum / Linoleum / Linoléum / Linóleo</b>	
	<b>cm</b> W80 x D47 x H240	<b>in</b> W31.5 x D18 x H94	

<b>F70BLC21</b>	Modulo di partenza da 162.5 cm con 3 ripiani in metallo con LED / Starting module W162.5 cm with 3 metal shelves with LED lamp / Startmodul 162.5 cm mit 3 Metallablagen mit LED-Leuchte / Unité de départ 162.5 cm avec 3 étagères en métal avec LED / Módulo inicial de 162.5 cm con 3 estantes metálicos con led	<b>Melaminico / Melamine / Melamin / Méla miné / Melaminico</b> <b>Linoleum / Linoleum / Linoleum / Linoléum / Linóleo</b>	
	<b>cm</b> W162.5 x D47 x H240	<b>in</b> W64 x D18 x H94	

**Archiviazione versatile.** Sono disponibili tre tipologie di contenitori: il modulo per l'archiviazione dei progetti, il modulo per la raccolta differenziata e il modulo con ante dotate di serratura. Tutti i contenitori sono provvisti di un kit da 6 ruote di cui 2 con freno.

**Versatile storage.** There are three types of storage units: a project storage module, a recycling module and a module with doors. All units are equipped with a set of 6 casters, including 2 with brakes.


**Flexible Archivierung.** Drei verschiedene Container sind erhältlich: ein Modul für die Ablage von Plänen, ein Modul für getrennte Müllsammlung und ein Modul mit Türen. Alle Container sind mit einer Garnitur aus 6 Rollen versehen, davon 2 mit Bremse.

**Archivage polyvalent.** Les meubles sont disponibles en trois typologies : le module pour l'archivage des projets, le module pour le tri sélectif des déchets et le module avec portes. Tous les meubles sont munis d'un kit de 6 roulettes dont 2 avec frein.


**Archivo versátil.** Hay tres tipos de contenedores disponibles: el módulo para el archivo de proyectos, el módulo para la recogida selectiva y el módulo con puertas. Todos los contenedores vienen con un juego de 6 ruedas, 2 de las cuales con freno.



## ONEGLOSS - MELAMINE FINISH



## MELAMINE FINISH



## LINOLEUM





**Project coordination  
and graphic design:**  
marketing fantoni

**Product design:**  
designed in collaboration with  
Gensler as a product design  
consultant

**3d rendered images:**  
nudesignstudio.com

**Photo p. 8, 10, 11:**  
Johan Dehlin, courtesy of Gensler

**Translation:**  
studio intra

**Print:**  
grafiche manzanesi



*L'azienda si riserva di modificare e migliorare le caratteristiche dei prodotti presenti in questo catalogo per poter soddisfare le esigenze di mercato. Per quanto riprodotti in maniera fedelissima i colori dei prodotti possono differire dagli originali. Per un esatto riferimento sulle specifiche dettagliate dei prodotti è consigliato l'uso del catalogo tecnico.*

*Fantoni reserves the right to modify and improve the characteristics of the products shown in this catalogue in order to meet market requirements. Although reproduced as faithfully as possible, the product colours illustrated may differ from those of actual products. For accurate information on detailed product specifications, please use the technical catalogue.*

*Fantoni behält sich Änderungen und Verbesserungen der Produkte in diesem Katalog vor, um den Anforderungen der Verbrauchermärkte zu entsprechen. Trotz wirklichkeitsgetreuer Wiedergabe der Produktfarben, sind Abweichungen von den tatsächlichen Farben möglich. Für detaillierte Informationen über die Produkteigenschaften, den technischen Katalog nachschlagen.*

*Fantoni se réserve de modifier et améliorer les caractéristiques des produits présents dans ce catalogue pour pouvoir satisfaire les exigences de marché. Bien que reproduites de manière très fidèle, les couleurs des produits peuvent différer des originaux. Pour une référence précise sur les caractéristiques des produits, il est conseillé d'utiliser le catalogue technique.*

*Fantoni se reserva la facultad de modificar y mejorar las características de los productos descritos en este catálogo para poder satisfacer las exigencias de mercado. No obstante los colores se reproduzcan fielmente, algunos productos pueden ser diferentes de los originales. Para una referencia exacta sobre las especificaciones detalladas de los productos se aconseja el uso del catálogo técnico.*

**Fantoni Spa**

l-33010 Osoppo / Udine

t +39 0432 9761

f +39 0432 976266

info@fantoni.it

www.fantoni.it