



# Jojo

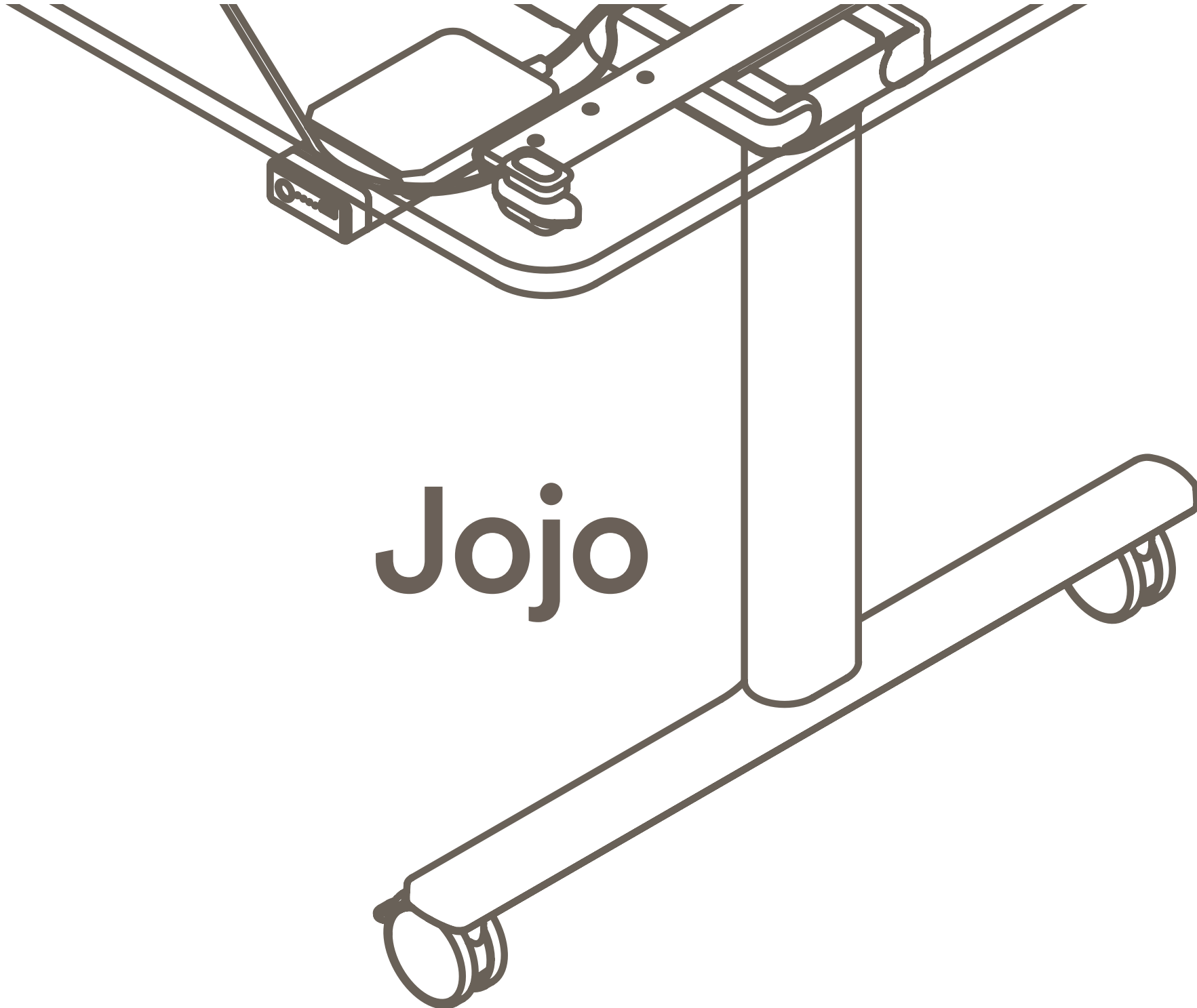
Specification Guide

# Jojo

The Ultimate Flexible Table Solution.

The Jojo Electric Folding Table combines the ergonomic benefits of height adjustable desking with the mobility of a folding frame.

Jojo uses a rechargeable battery to activate height adjustment, which promotes agility within the workplace.

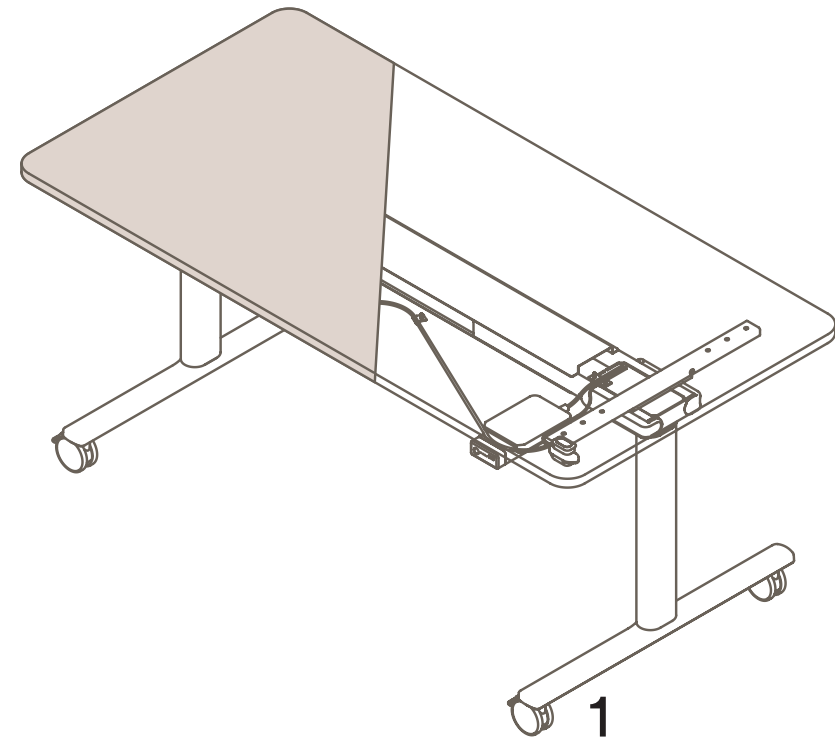




**Jojo**

# Jojo Finishes

## 1. Frame Powdercoat

All steel frame is available in Noir and Blanc powdercoat.



Colours are representative only, please check with your Thinking Works consultant to view samples of any specific colour.

# Jojo Features

---

## Dimensions

Minimum Height            710mm  
Maximum Height           1330mm  
*(Dimensions to underside of worktop)*

Weight Capacity            45kg

*(Evenly Distributed Load including worktop)  
(Maximum Point Load 30kg)*

---

## Functions

- Soft touch silicon handset with up + down control
- Rechargeable battery system for wireless operation
- Built-in Impact Stop Function
- 3 Stage lifting Column with Spindle Drive
- Travel Speed = 35mm/Second
- Noise <50dB
- Castor feet for office mobility

---

## Battery System

- Lithium Ion battery pack with 2.2AH capacity
- 40 up/down cycles from a charged battery
- 4 LED indicator shows remaining charge
- Audible “beep” when battery needs charging
- Worktop mounted for insertion and removal
- USB port for charging mobile phones
- Battery standby power consumption 0.1W

---

## Warranty

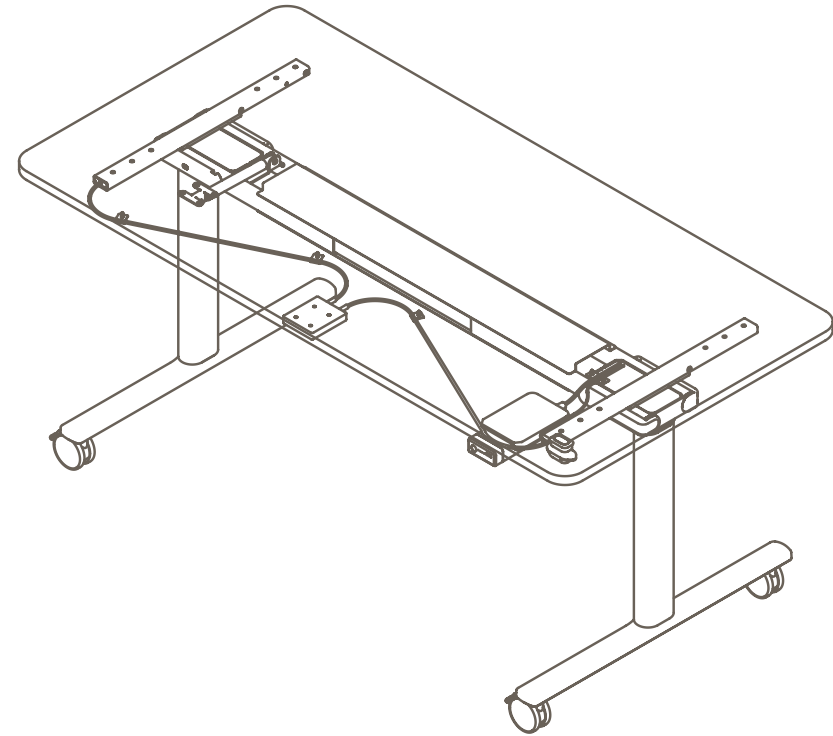
Electric Frame            10yrs  
Electrical Components    5yrs

---

## Country of Origin

Australia

For additional Technical Information, please check with your local Thinking Works consultant.



# Jojo

## Electric Height Adjustable + Folding

### Materials Information

JJE-1000

#### Frame Finish

Powdercoat Steel

- Noir
- Blanc

#### Castor Finish

- Black
- White

#### Control Box & Handset Finish

- Black

#### Operating Noise Level

<50Db

#### Height Range

710mm to 1330mm to underside of worktop

#### Travel Speed

35/mm per second

#### Battery System

40 up/down cycles from a charged battery

#### Handset

Soft touch silicon handset with up + down control

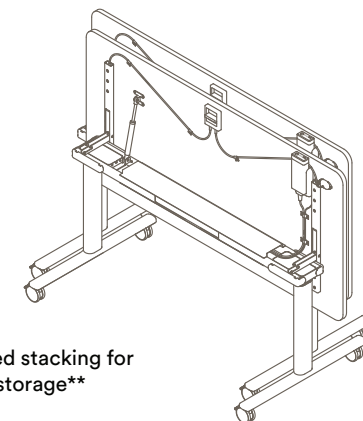
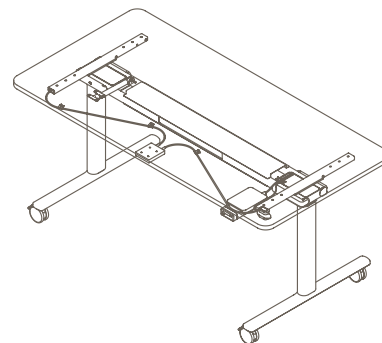
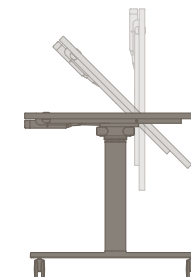
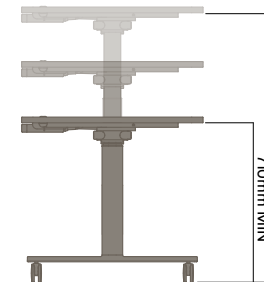
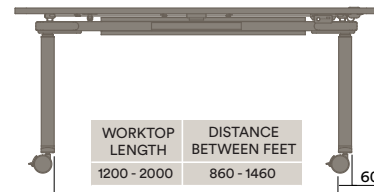
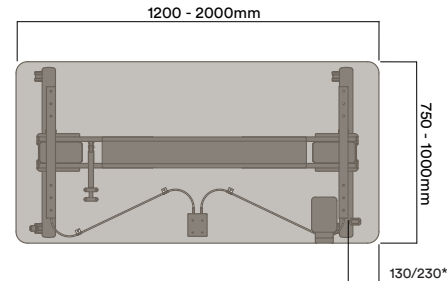
Maximum inc. worktop 45kg  
Maximum Point Load 30kg

#### Notes:

\* Worktops 1200-1800mm long have 130mm overhang at endsof the table.

Worktops 1801-2000mm long have longer overhang at the ends of the table up to 230mm.

\*\*Folded footprint of table is 750mm wide. Each additional stacked table adds 220mm.



Nested stacking for easy storage\*\*



## Specification

If you would like a sample set of any of our finishes, please call us on 61 (0)2 9726 7177 or e-mail at [sales@thinkingw.com](mailto:sales@thinkingw.com).

Due to our policy of continuous product development, specifications and finishes may change without prior notice.

## Sustainability Policy

We realise the importance of responsible business practices and have in place numerous product and company sustainability certifications. We would encourage you to download our annual Sustainability Report from the Thinking Works website to get a full overview of our sustainability program.

Thinking Works  
© Copyright 2022  
All right reserved

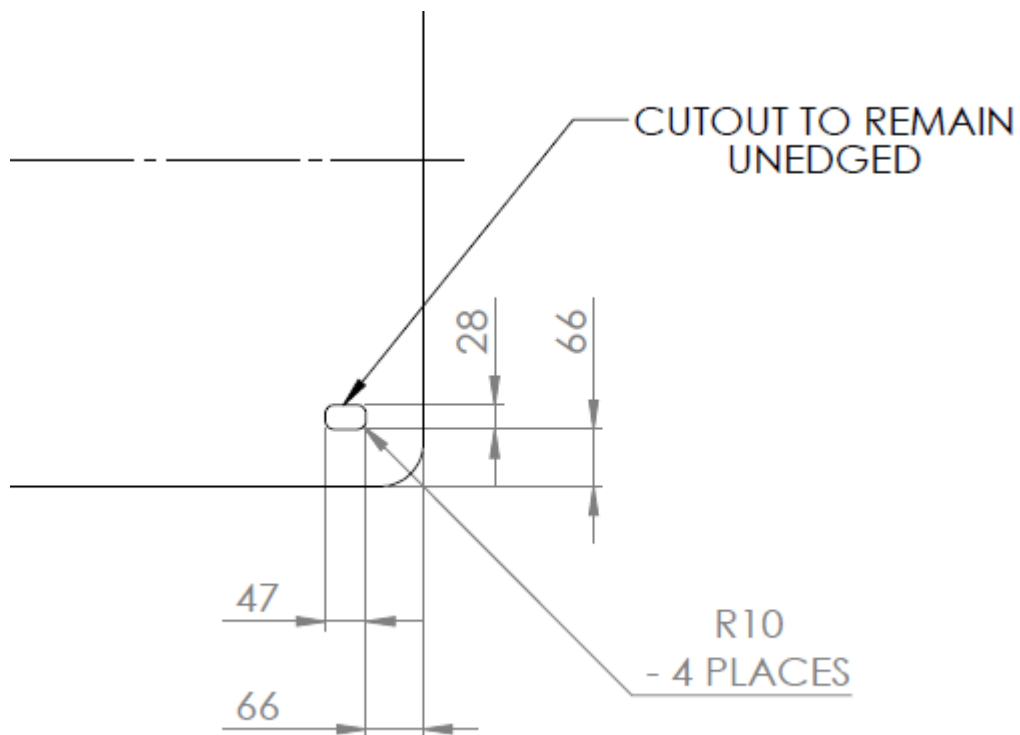
Thinking Works  
15-23 Helles Avenue  
Moorebank  
New South Wales 2170

[www.thinkingw.com](http://www.thinkingw.com)  
61 (0)2 9726 7177  
[sales@thinkingw.com](mailto:sales@thinkingw.com)

The below drawing shows what we believe to be the ideal placement (based on cable lengths and position of other parts of the frame) however we could look into moving its position as per request.

Please note that we are quite limited in where we can move it and we would need to check this per request as the cabling may not be able to reach particular placements.


Please see below screenshot with the cutout dimensions and placement.











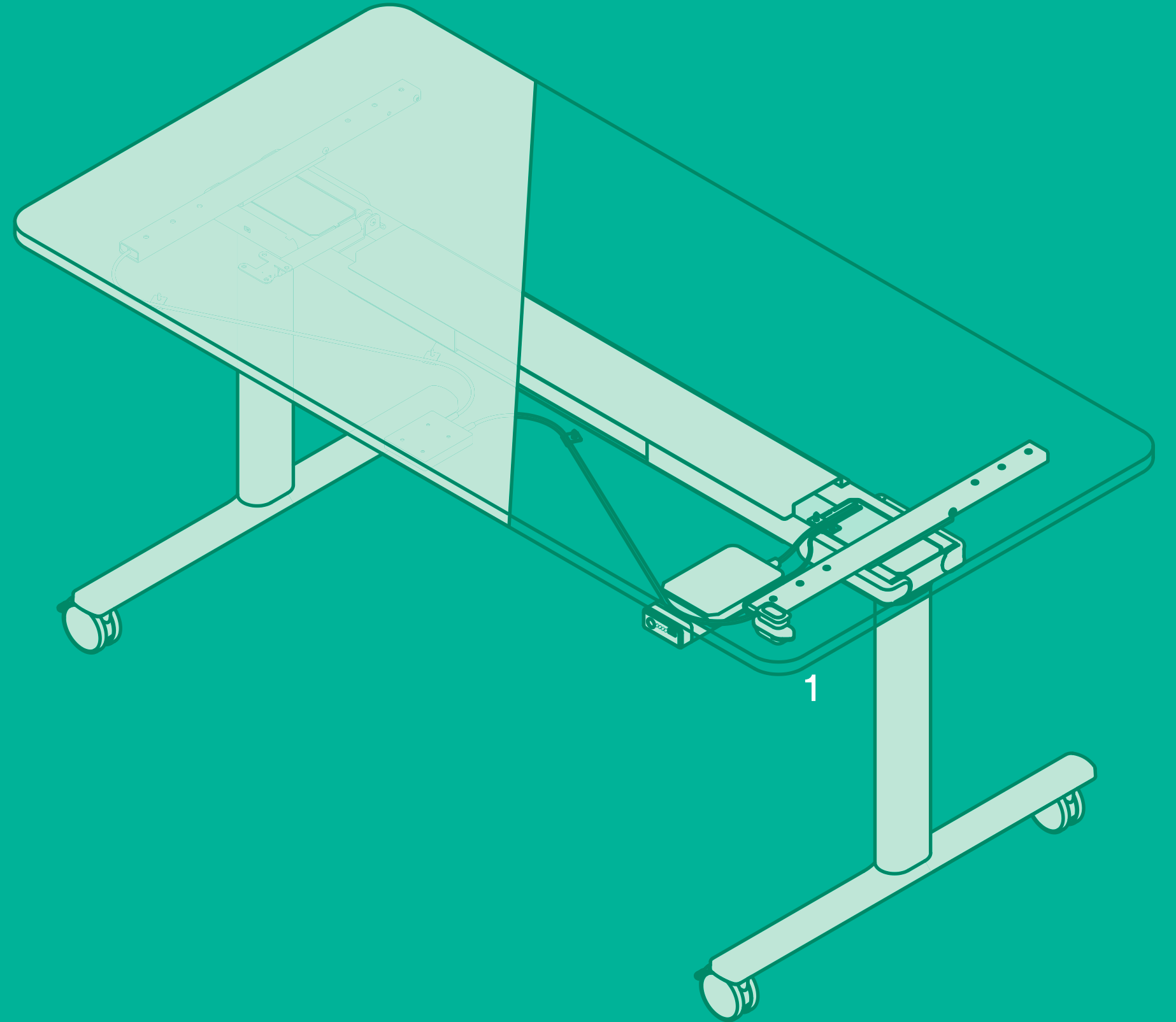



# Materials / Finishes

# Finishes

## 1. Frame Powdercoat

- a. Noir
- b. Blanc







$f(x) = \int f(x) dx$

$\rho(\frac{\partial^2}{\partial t^2} + \nu \cdot \nabla) = -\nu \rho + \nu \cdot \nabla \rho$

$H = \sum \rho(x) \log p(x)$

$TC(Q, q, m) = \sum_{i=1}^m [ \frac{\partial}{\partial q} S_i + c_i \cdot D_i + \frac{q_i H_i}{2} (m(1 - \frac{D_i}{q_i}) - 1 \cdot 2 \frac{D_i}{q_i}) ]$

$\frac{d \Delta p(S, \phi)}{d \phi} = \begin{bmatrix} \beta & -\beta \\ -\beta & \beta \end{bmatrix} \begin{bmatrix} \Delta p(S, \phi) \\ \Delta M(S, \phi) \end{bmatrix}$

Furniture for  
the Curious



# Thinking Sustainably





- Environmental management system since 2006
- Certified to ISO14001 EMS since 2009
- **Carbon offsetting** since 2010
- In 2016 we initiated a **Suppliers Code of Conduct** to ensure our commitment for social and environmental responsibility is extended to our supply chain
- Signatory to the **UN Global compact**
  - Human Rights
  - Labour
  - Environment
  - Anti-Corruption



We are curious. Why curious?  
Because curiosity finds new  
ways. It strives for novel ideas  
and seeks out better solutions.



# Enquire

## Head Office

15-23 Helles Avenue,  
Moorebank  
New South Wales  
2170, Australia  
P: +61 (0)2 9726 7177  
F: +61 (0)2 9726 7188  
[sales@thinkingw.com](mailto:sales@thinkingw.com)