

NOOM

serie 50

— By Alegre Design —



The enormous versatility and personalization capacity of **Noom**, designed by the **Alegre Design** studio, allows this line to fit into areas that include lobbies, waiting areas, meeting rooms and hotels, among others. And it achieves this thanks to chairs, armchairs, benches with an affable and transverse design available in a wide variety of options in terms of seat and structure, from armchairs with metal and wooden bases to high benches for counter and restaurant bar.

In its creation, **Noom** combines handcrafted upholstery with pattern-making technologies and 3D seams that generate new sensations from a line of soft seating that find their space organically in contract and work environments.



ACTIU

www.actiu.com

Design goes beyond aesthetics: innovation, space and furniture go hand in hand to create environments that are friendlier, more comfortable and more motivating for people: environments that are more dynamic, fresh, creative, ergonomic and functional.

A business philosophy in which design is part of our DNA, as we apply it to every facet of the company: products, architecture, projects, brand, communication, work spaces ...

Content:

Presentation 01

Technical Data

· Noom Serie 50 - 4 Legs chair	02
· Noom Serie 50 - Cantilever / 4 wood legs	03
· Noom Serie 50 - 4 spoke bases	04
· Noom Serie 50 - 5 spoke bases	05
· Noom Serie 50 - Beam seating	06
Available finishes	07
Weight, Volume, Pack and Ecodesign	09
Standards and EPD	12

Price List

• Noom serie 50 - Polypropylene	
· Steel structure	13
· Optional Accessories	15
· 4 wood legs	16
· 4/5 spoke bases	17
· Beam seating	18
• Noom serie 50 - Upholstered	
· Steel structure	19
· Optional Accessories	20
· 4 wood legs	21
· 4/5 spoke bases	22
· Beam seating	23

Noom Serie 50



Model	NOOM Serie 50 - Chair			
Model reference	4 metal legs without Arms	4 metal legs with simple arm	4 metal legs with Closed arms with armrest	4 metal legs with Closed arms without armrest
Model of Backrest	High Backrest	High Backrest	High Backrest	High Backrest
Backrest and Seat	Polypropylene: Polypropylene (P.P) frame, 5 mm thick, with glass fibre. Optional seat Pad Upholstered with an ergonomic cushion (110-120 kg/m ³) in upholstered or PUR Upholstered: Polypropylene (P.P) frame, with PU (polyurethane) flexible molded foam density of 40kg/m ³ , upholstered finish with simple cleaning and maintenance.			
Arms	Model without arms	Model with simple arm, with PP armrest.	Model with closed arms with PP armrest.	Model with closed arms without armrest.
Bottom structure	Bottom structure: 24,5 x 12 mm ovale steel tube bars, 1,5 mm thick. Lower polypropylene frame covering the structure.			
Structure	Structure made with cylindrical hot-rolled steel tubes, Ø16mm and e=2 mm, with a 90-micron thick epoxy paint coating.			
Supports	End caps in a black finish with felt silent pad-anti scratch.	End caps in a black finish with felt silent pad-anti scratch.	End caps in a black finish with felt silent pad-anti scratch.	End caps in a black finish with felt silent pad-anti scratch.
Dimensions <small>*according to UNE-EN 1335-1</small>	Total Dimensions: Height: 836 mm Width: 508 mm Depth: 558 mm Dimensions Seat: Height: 473 mm Width: 443 mm Depth: 519 mm	Total Dimensions: Height: 836 mm Width: 622 mm Depth: 558 mm Dimensions Seat: Height: 473 mm Width: 443 mm Depth: 519 mm	Total Dimensions: Height: 836 mm Width: 585 mm Depth: 578 mm Dimensions Seat: Height: 473 mm Width: 443 mm Depth: 519 mm	Total Dimensions: Height: 836 mm Width: 585 mm Depth: 578 mm Dimensions Seat: Height: 473 mm Width: 443 mm Depth: 519 mm

OPTIONAL ACCESSORIES - 4 LEGS CHAIRS AND CANTILEVER CHAIR

OPTIONAL ACCESSORIES



Optional removable writing tablet in 3 mm compact laminate; can be placed on the right or left.
Chairs with a writing tablet stack 4 chairs in the standard way.

STACKING

The 4 legs chairs is designed for the seats to be stacked on top of one another, with the ability to stack **up to 30 chairs in the stacking cart and up to 10 chairs in the standard way.** (without an upholstered seat)

stacking details

		Seat WITHOUT PAD (models with and without arms)		Seat WITH PAD (models with and without arms)	
		Trolley stacking capacity	Vertical stacking capacity	Trolley stacking capacity	Vertical stacking capacity
		Quantity of chairs	Quantity of chairs	Quantity of chairs	Quantity of chairs
4 legs model	With bottom cover	30	10	16	5
	Without bottom cover	30	10	--	--
Cantilever frame	With bottom cover	30	10	16	5
	Without bottom cover	40	10	--	--



Noom Serie 50



Model	NOOM Serie 50 - Cantilever			NOOM Serie 50 - 4 Wood Legs	
Model reference	Cantilever without Arms	Cantilever with simple arm	Cantilever stool without arms	4 wood legs without arms	4 wood legs stool without arms
Model of Backrest	High Backrest	High Backrest	High Backrest	High Backrest	High Backrest
Backrest and Seat	Polypropylene: Polypropylene (P.P) frame, 5 mm thick, with glass fibre. Optional seat Pad Upholstered with an ergonomic cushion (110-120 kg/m ³) in upholstered or PUR Upholstered: Polypropylene (P.P) frame, with PU (polyurethane) flexible molded foam density of 40kg/m ³ , upholstered finish with simple cleaning and maintenance.				
Arms	Model Sin Arms	Model with simple arm, with PP armrest.	Model without arms	Model without arms	Model without arms
Bottom structure	Bottom structure: 24,5 x 12 mm ovale steel tube bars, 1,5 mm thick. Lower polypropylene frame covering the structure.			Bottom frame of injected aluminum, which gives the chair greater precision, lightness and recyclability, covering the structure	
Structure	Structure made with cylindrical hot-rolled steel tubes, Ø16mm and e=2 mm, with a 90-micron thick epoxy paint coating.			Wooden legs with a conical shape in a natural beech wood or black lacquered finish.	
Footrest			Ø13x2 mm hot-rolled steel cylindrical tube footrest. Protector for placing feet on chairs with a painted structure.		Ø13x2 mm hot-rolled steel cylindrical tube footrest. Black Finish
Supports	End caps in a black finish with felt silent pad-anti scratch.	End caps in a black finish with felt silent pad-anti scratch.	End caps in a black finish with felt silent pad-anti scratch.	End caps in a black finish with felt silent pad-anti scratch.	End caps in a black finish with felt silent pad-anti scratch.
Dimensions	Total Dimensions: Height: 836 mm Width: 522 mm Depth: 543 mm Dimensions Seat: Height: 473 mm Width: 443 mm Depth: 519 mm	Total Dimensions: Height: 836 mm Width: 622 mm Depth: 543 mm Dimensions Seat: Height: 473 mm Width: 443 mm Depth: 519 mm	Total Dimensions: Height: 1144 mm Width: 518 mm Depth: 578 mm Dimensions Seat: Height: 781 mm Width: 443 mm Depth: 519 mm	Total Dimensions: Height: 836 mm Width: 443 mm Depth: 519 mm Dimensions Seat: Height: 469 mm Width: 443 mm Depth: 519 mm	Total Dimensions: Height: 1137 mm Width: 443 mm Depth: 519 mm Dimensions Seat: Height: 774 mm Width: 443 mm Depth: 519 mm
*according to UNE-EN 1335-1					

OPTIONAL ACCESSORIES



For **projects of facilities** that require **concatenated joints of the chairs and minimum quantities of 100 units**, consult with **Sales Department**.

Can only be used on armless Cantilever chairs.

Noom Serie 50



Model	NOOM Serie 50 - 4/5 spoke Base			
Model reference	Swivel base with 4-spoke and pads	Swivel base with 4-spoke and pads with Closed arms without armrest	Swivel base with 4-spoke and castors	Swivel base with 4-spoke and castors with Closed arms without armrest
Model of Backrest	High Backres	High Backres	High Backres	High Backres
Backrest and Seat	Polypropylene: Polypropylene (P.P) frame, 5 mm thick, with glass fibre. Optional seat Pad Upholstered with an ergonomic cushion (110-120 kg/m3) in upholstered or PUR Upholstered: Polypropylene (P.P) frame, with PU (polyurethane) flexible molded foam density of 40kg/m3, upholstered finish with simple cleaning and maintenance.			
Arms	Model without arms	Model with closed arms without armrest.	Model without arms	Model with closed arms without armrest.
Bottom structure	Bottom frame of injected aluminum, in white or black finish.	Bottom frame of injected aluminum, in white or black finish.	Bottom frame of injected aluminum, in white or black finish.	Bottom frame of injected aluminum, in white or black finish.
Base	Ø 69 cm swivel base with 4-spoke, in die-cast aluminium. Base finishes: white or black aluminium.	Ø 69 cm swivel base with 4-spoke, in die-cast aluminium. Base finishes: white or black aluminium.	Ø 69 cm swivel base with 4-spoke, in die-cast aluminium. Base finishes: white or black aluminium.	Ø 69 cm swivel base with 4-spoke, in die-cast aluminium. Base finishes: white or black aluminium.
Footrest				
Mechanism	Swivel seat	Swivel seat	Swivel Seat and Gas Lift	Swivel Seat and Gas Lift
Supports	Black non-slip rubber pad.	Black non-slip rubber pad.	Standard soft hole castors.	Standard soft hole castors.
Dimensions <small>*according to UNE-EN 1335-1</small>	Total Dimensions: Height: 845 mm Width: 690 mm Depth: 690 mm Dimensions Seat: Height: 482 mm Width: 443 mm Depth: 519 mm	Total Dimensions: Height: 845 mm Width: 690 mm Depth: 690 mm Dimensions Seat: Height: 482 mm Width: 443 mm Depth: 519 mm	Total Dimensions: Height: 813 a 873 mm Width: 690 mm Depth: 690 mm Dimensions Seat: Height: 443 a 503 mm Width: 443 mm Depth: 519 mm	Total Dimensions: Height: 813 a 873 mm Width: 690 mm Depth: 690 mm Dimensions Seat: Height: 443 a 503 mm Width: 443 mm Depth: 519 mm

Noom Serie 50



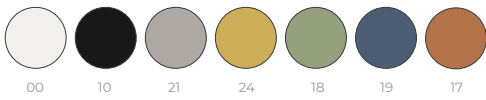
Model	NOOM Serie 50 - 5 spoke Base		
Model reference	Swivel base with 5-spoke and castors	Swivel base with 5-spoke and castors with Closed arms without armrest	Draughtman chair with swivel base with castors
Model of Backrest	High Backres	High Backres	High Backres
Backrest and Seat	<p>Polypropylene: Polypropylene (P.P) frame, 5 mm thick, with glass fibre. Optional seat Pad Upholstered with an ergonomic cushion (110-120 kg/m³) in upholstered or PUR Upholstered: Polypropylene (P.P) frame, with PU (polyurethane) flexible molded foam density of 40kg/m³, upholstered finish with simple cleaning and maintenance.</p>		
Arms	Model without arms	Model with closed arms without armrest.	Model without arms
Bottom structure	Bottom frame of injected aluminum, in white or black finish.	Bottom frame of injected aluminum, in white or black finish.	Bottom frame of injected aluminum, in white or black finish.
Base	Ø 65 cm swivel base with 5-spoke, in glassfibre polyamide. Black or white finish..	Ø 65 cm swivel base with 5-spoke, in glassfibre polyamide. Black or white finish..	Ø 67.5 cm swivel base with 5-spoke, in glassfibre polyamide. Black or white finish..
Footrest			Footrest in cylindrical tube of hot-rolled steel Ø16x2 mm in chromed.
Mechanism	Swivel Seat and Gas Lift	Swivel Seat and Gas Lift	Swivel Seat and Gas Lift
Supports	Standard silent castors. Other castors and caps in option.	Standard silent castors. Other castors and caps in option.	Inverted Auto-Break Castors. Caps in option.
Dimensions <small>*according to UNE-EN 1335-1</small>	<p>Total Dimensions: Height: 893 a 943 mm Width: 640 mm Depth: 640 mm Dimensions Seat: Height: 438-488 mm Width: 443 mm Depth: 519 mm</p>	<p>Total Dimensions: Height: 893 a 943 mm Width: 640 mm Depth: 640 mm Dimensions Seat: Height: 438-488 mm Width: 443 mm Depth: 519 mm</p>	<p>Total Dimensions: Height: 1088 a 1148 mm Width: 675 mm Depth: 675 mm Dimensions Seat: Height: 703 a 763 mm Width: 443 mm Depth: 519 mm</p>

Noom Serie 50




Model	NOOM Serie 50 - Beam Seating			
Model reference	Beam seating - 3 Places		Beam seating - 4 Places	
Model of Backrest	High Backres	High Backres	High Backres	High Backres
Backrest and Seat	Polypropylene: Polypropylene (P.P) frame, 5 mm thick, with glass fibre. Optional seat Pad Upholstered with an ergonomic cushion (110-120 kg/m ³) in upholstered or PUR Upholstered: Polypropylene (P.P) frame, with PU (polyurethane) flexible molded foam density of 40kg/m ³ , upholstered finish with simple cleaning and maintenance.			
Arms	Model without arms	Model without arms	Model without arms	Model without arms
Bottom structure	Bottom frame of injected aluminum, in white or black finish.	Bottom frame of injected aluminum, in white or black finish.	Bottom frame of injected aluminum, in white or black finish.	Bottom frame of injected aluminum, in white or black finish.
Structure/Legs	Lower steel tube structural beam, 60 x 3 mm-thick circular section Injected aluminium legs with a 90-micron thick epoxy paint coating			
Supports	3 mm thick polypropylene (P.P) end caps in a black finish.	3 mm thick polypropylene (P.P) end caps in a black finish.	3 mm thick polypropylene (P.P) end caps in a black finish.	3 mm thick polypropylene (P.P) end caps in a black finish.
Optional Table		Optional C. Laminate table in white or black finish - 13 mm thick		Optional C. Laminate table in white or black finish - 13 mm thick
Dimensions <small>*according to UNE-EN 1335-1</small>	Total Dimensions: Height: 825 mm Width: 1569 mm Depth: 520 mm Dimensions Seat: Height: 462 mm Width: 443 mm Depth: 519 mm	Total Dimensions: Height: 825 mm Width: 1569 mm Depth: 520 mm Dimensions Seat: Height: 462 mm Width: 443 mm Depth: 519 mm	Total Dimensions: Height: 825 mm Width: 2109 mm Depth: 520 mm Dimensions Seat: Height: 462 mm Width: 443 mm Depth: 519 mm	Total Dimensions: Height: 825 mm Width: 2109 mm Depth: 520 mm Dimensions Seat: Height: 462 mm Width: 443 mm Depth: 519 mm

POLYPROPYLENE







STRUCTURE



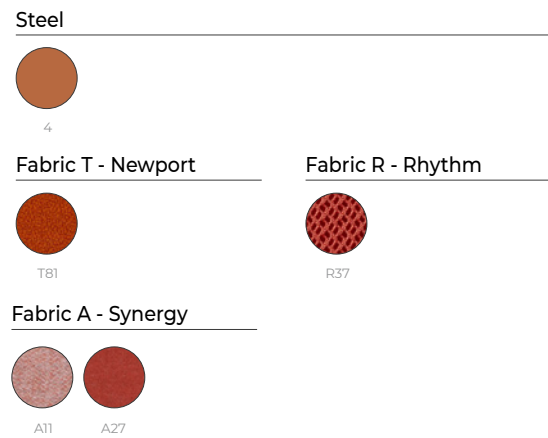
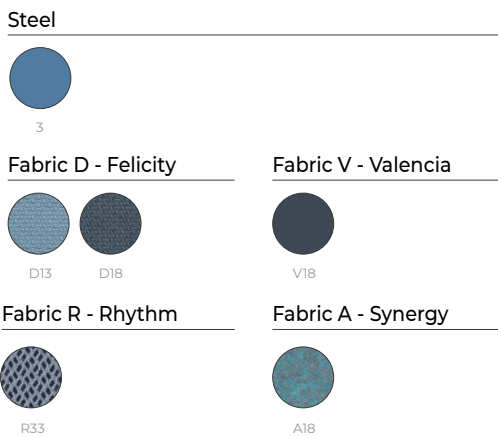
POLYURETHANE



UPHOLSTERED




UPHOLSTERED - ONLY WITH BLUE / ORANGE STRUCTURE





Available structure combinations


4 legs Cantilever Cantilever stool Base with 4-spoke Gas lift Draughtsman chair Bench seating



- 

White Frame
 - **White** arms
 - **White** lower cover
 - Structure - **Any finish**
- 


Black Frame
 - **Black** arms
 - **Black** lower cover
 - Structure - **Any finish**
- 

Blue/Grey/Red Coral/Green/Mustard
 - **White** arms
 - **White** lower cover
 - Structure - **White finish**
- 

Blue/Grey/Red Coral/Green/Mustard
 - **Black** arms
 - **Black** lower cover
 - Structure - **Black, Silver, Blue, Orange or Chrome finish**

4 wood legs Wood legs stool



- 

Frame: Any finish
 - **Black** lower cover
 - Structure / Base - **Any finish**

Weight and Volume // Ecodesign

Noom Serie 50								
MODEL	Packs	Weight	Volume	Materials Recycled materials	Production Aluminium, steel and wood	Transport Package and thinner free	Use To clean and maintain	Disposal Recyclable materials
	4 / pack			High	100%	100%	Easy	High
	4 / pack			High	100%	100%	Easy	High
	4 / pack			High	100%	100%	Easy	High
	4 / pack			High	100%	100%	Easy	High
	4 / pack			High	100%	100%	Easy	High
	4 / pack			High	100%	100%	Easy	High
	2 / pack			High	100%	100%	Easy	High

Materials: Maximum use of materials to eliminate and minimize scraps. Use of recyclable and recycled materials in those components that do not affect the functionality and durability.
Production: Maximum optimization of energy use. Minimal environmental impact. Last generation technological systems. Zero discharge of wastewater. No VOC coatings. Processes free of heavy metals, phosphates, OC and COD.
Transport: Detachable systems. Volumes that facilitate the optimization of space. Maximum reduction of energy consumption by transport.
Use: Quality and warranty. Long lasting. Replacements available.
Disposal: Waste reduction. Supplier-manufacturer packaging reuse system. Components are easy to be separated. Inks in packaging are water-based, without solvents.

Weight and Volume // Ecodesign

Noom Serie 50								
MODEL	Packs	Weight	Volume	Materials Recycled materials	Production Aluminium, steel and wood	Transport Package and thinner free	Use To clean and maintain	Disposal Recyclable materials
	1/ pack			High	100%	100%	Easy	High
	1/ pack			High	100%	100%	Easy	High
	1/ pack			High	100%	100%	Easy	High
	1/ pack			High	100%	100%	Easy	High
	1/ pack			High	100%	100%	Easy	High
	1/ pack			High	100%	100%	Easy	High
	1/ pack			High	100%	100%	Easy	High

Materials: Maximum use of materials to eliminate and minimize scraps. Use of recyclable and recycled materials in those components that do not affect the functionality and durability.

Production: Maximum optimization of energy use. Minimal environmental impact. Last generation technological systems. Zero discharge of wastewater. No VOC coatings. Processes free of heavy metals, phosphates, OC and COD.

Transport: Detachable systems. Volumes that facilitate the optimization of space. Maximum reduction of energy consumption by transport.

Use: Quality and warranty. Long lasting. Replacements available.

Disposal: Waste reduction. Supplier-manufacturer packaging reuse system. Components are easy to be separated. Inks in packaging are water-based, without solvents.

Weight and Volume // Ecodesign

Noom Serie 50								
MODEL	Packs	Weight	Volume	Materials Recycled materials	Production Aluminium, steel and wood	Transport Package and thinner free	Use To clean and maintain	Disposal Recyclable materials
	1/pack			High	100%	100%	Easy	High
	1/pack			High	100%	100%	Easy	High
	3			High	100%	100%	Easy	High
	3			High	100%	100%	Easy	High
	3			High	100%	100%	Easy	High
	3			High	100%	100%	Easy	High

Materials: Maximum use of materials to eliminate and minimize scraps. Use of recyclable and recycled materials in those components that do not affect the functionality and durability.

Production: Maximum optimization of energy use. Minimal environmental impact. Last generation technological systems. Zero discharge of wastewater. No VOC coatings. Processes free of heavy metals, phosphates, OC and COD.

Transport: Detachable systems. Volumes that facilitate the optimization of space. Maximum reduction of energy consumption by transport.

Use: Quality and warranty. Long lasting. Replacements available.

Disposal: Waste reduction. Supplier-manufacturer packaging reuse system. Components are easy to be separated. Inks in packaging are water-based, without solvents.

Standards

NOOM has passed tests done in our technical department as well as the tests done in AIDIMA the Technological Institute for furniture. The tests correspond to:

Standard	Description

Certificates

The different programmes get points in different environmental categories to get the LEED certificate or WELL certificate (sustainability, material and resources, water, energy and atmosphere, inner environment quality, innovation and design).

 <p>EN ISO 14006:2011 ECODESIGN Certificate</p>	 <p>UNE-EN ISO 9001:2008 ISO 9001 Certificate</p>	 <p>UNE-EN ISO 14001:2004 ISO 14001 Certificate</p>	 <p>ACTIU TECHNOLOGY PARK LEED® PLATINUM certified by USGBC Leadership in Energy & Environmental Design</p>	 <p>Health & Wellbeing of people through The space</p>
---	---	---	---	--